



# *eCourtIS* (Case Information System )

Application for National Judiciary



## User Manual

( Management User )

e-Committee, Supreme Court of India

NATIONAL  
INFORMATICS  
CENTRE | **NIC**

**Management Manual**

**Management Manual  
eCourt Information Systems  
(eCourtIS)Project  
National Informatics Centre, Pune  
(NIC–SDUPN–eCourtIS-Management)**

**National Informatics Centre  
Department of Electronics and Information Technology  
Ministry of Communications and Information Technology  
Government of India**

# **Management Manual**

## **eCourtIS Project**

### **National Informatics Centre, Pune**

Prepared By:

Nandini Menon  
(Scientist 'E', eCourtIS Project)

Kishori Dixit  
(Scientist 'D', eCourtIS Project)

Reviewed By:

Ashish Shiradhonkar  
(Scientist 'E', eCourtIS Project)

#### **Disclaimer**

**This document is the sole property of e-Committee and NIC and is protected by Copyright Act. Prior permission of Chairman e-Committee and Director General, NIC, is required to do any modification, alterations, usage etc of this document. References made to the rules of procedure are indicative and may not be used for any official or judicial reference.**

**National Informatics Centre**  
**Department of Electronics and Information Technology**  
**Ministry of Communications and Information Technology**

**Government of India**

**Amendment Log**

<b>Version Number</b>	<b>Date</b>	<b>Change Number</b>	<b>Brief Descriptions</b>	<b>Sections Changed</b>

## Table of Contents

Table of Contents.....	v
Illustrations.....	vi
List of Figures.....	vi
List of Tables.....	viii
<b>1. Introduction.....</b>	<b>9</b>
<b>1.1. Scope.....</b>	<b>9</b>
1.1.1. Audience.....	9
1.1.2. Purpose of this Document.....	9
1.1.3. Objective of this Document.....	9
1.1.4. Document Organization.....	10
1.1.5. Conventions.....	10
1.1.6. References.....	11
1.1.7. Problem Reporting.....	11
<b>2. Product Features.....</b>	<b>12</b>
<b>2.1. Installation Instructions.....</b>	<b>12</b>
2.1.1. Hardware Requirements.....	12
2.1.2. Software Requirements.....	12
<b>2.2. General Operating Instructions.....</b>	<b>12</b>
<b>3. Dashboard.....</b>	<b>14</b>
<b>3.1. Today's Cases.....</b>	<b>15</b>
3.1.1. Case History.....	16
<b>3.2. Undated Cases.....</b>	<b>17</b>
<b>3.3. My Disposal in this month.....</b>	<b>19</b>
<b>3.4. My Pending Cases.....</b>	<b>20</b>
<b>3.5. Mediation Corner and Count.....</b>	<b>22</b>
<b>3.6. Viewing Pending Cases through the Dashboard.....</b>	<b>23</b>
<b>3.7. Case Type wise Pendency Bar Chart.....</b>	<b>25</b>
<b>3.8. Case Type wise Pendency Pie Chart.....</b>	<b>25</b>
<b>4. Daily Proceedings.....</b>	<b>28</b>
<b>4.1 Case Proceedings.....</b>	<b>28</b>
<b>5. Proceeding Reports.....</b>	<b>37</b>
<b>5.1. Disposal Report.....</b>	<b>37</b>
<b>6. DJPMC.....</b>	<b>40</b>
6.1.1. Court Wise Pending Report.....	40
6.1.2. Stage Wise.....	42
6.1.3. Nature of Case Pendency.....	45

6.1.4. Party Wise.....	48
<b>6.2 Balance Sheet.....</b>	<b>50</b>
<b>6.3 Data Health Card.....</b>	<b>54</b>
<b>7. Query Builder.....</b>	<b>57</b>
<b>8. Calendar.....</b>	<b>73</b>
<b>9. eCourts Mobile App : - Introduction.....</b>	<b>75</b>
9.1 Todays Cases.....	75
9.2 Colour Identification.....	76
<b>INDEX.....</b>	<b>77</b>

## *Illustrations*

### *List of Figures*

FIGURE 1: LOGIN SCREEN.....	13
FIGURE 2: DASHBOARD.....	14
FIGURE 3: TODAY'S CASES.....	15
FIGURE 4: TODAY'S CASES REPORT WITH VIEW LINK.....	16
FIGURE 5: CASE HISTORY.....	17
FIGURE 6: UNDATED CASES.....	17
FIGURE 7: UNDATED CASES REPORT SELECTION SCREEN.....	18
FIGURE 8: UNDATED CASES REPORT.....	18
FIGURE 9: MY DISPOSAL IN THIS MONTH.....	19
FIGURE 10: MY DISPOSAL IN THIS MONTH REPORT.....	19
FIGURE 11: MY PENDING CASES.....	20
FIGURE 12: MY PENDING CASES REPORT.....	21
FIGURE 13: MEDIATION CORNER AND COUNT.....	22
FIGURE 14: PENDING CASES IN MEDIATION REPORT.....	22
FIGURE 15: VIEW PENDING CASES FEATURE.....	23
FIGURE 16: PENDING CASES REPORT.....	24
FIGURE 17: CASE TYPE WISE BAR CHART.....	25
FIGURE 18: YEAR WISE BREAKUP OF PENDENCY.....	26
FIGURE 19: PENDENCY PIE CHART.....	27
FIGURE 20: PENDENCY PIE CHART WITH DETAILS.....	27
FIGURE 21: NAVIGATION PANE FOR "CASE PROCEEDING" SCREEN.....	28
FIGURE 22: CASE PROCEEDINGS SCREEN.....	29
FIGURE 23: PROCEEDINGS TAB, TODAYS DATE.....	30
FIGURE 24: TODAY'S PURPOSE , PENDING SINCE FEATURE.....	31
FIGURE 25: NEXT DATE, PURPOSE OF LISTING FEATURE.....	32
FIGURE 26: BUSINESS FEATURE.....	33

FIGURE 27: ORDER PASSED, EXHIBITS FEATURE.....	34
FIGURE 28: ADJOURNMENT FEATURE.....	35
FIGURE 29: PRESENCE TAB.....	36
FIGURE 30: NAVIGATION FOR "DISPOSAL REPORT" SCREEN.....	37
FIGURE 31: DISPOSAL REPORT SCREEN.....	37
FIGURE 32: DISPOSAL REPORT SCREEN WITH VIEW LINK.....	38
FIGURE 33: DISPOSAL REPORT.....	38
FIGURE 34: NAVIGATION FOR "COURT WISE PENDENCY REPORT" SCREEN.....	40
FIGURE 35: COURT WISE PENDENCY REPORT SCREEN.....	41
FIGURE 36: COURT WISE PENDENCY REPORT WITH VIEW LINK.....	41
FIGURE 37: COURT WISE PENDING REPORT.....	42
FIGURE 38: NAVIGATION FOR "STAGE WISE PENDING REPORT" SCREEN.....	43
FIGURE 39: STAGE WISE PENDING REPORT SCREEN.....	44
FIGURE 40: STAGE WISE PENDING REPORT SCREEN WITH VIEW LINK.....	44
FIGURE 41: STAGE WISE PENDING REPORT.....	45
FIGURE 42: NAVIGATION FOR "NATURE WISE PENDENCY OF CASES" SCREEN.....	46
FIGURE 43: NATURE WISE PENDENCY OF CASES SCREEN.....	46
FIGURE 44: NATURE WISE PENDENCY OF CASES SCREEN WITH VIEW LINK.....	47
FIGURE 45: NATURE WISE PENDENCY OF CASES REPORT.....	47
FIGURE 46: NAVIGATION FOR "PARTY WISE PENDENCY REPORT" SCREEN.....	48
FIGURE 47: PARTY WISE PENDENCY REPORT SCREEN.....	49
FIGURE 48: PARTY WISE PENDENCY REPORT SCREEN.....	49
FIGURE 49: PARTY WISE PENDENCY REPORT.....	50
FIGURE 50: NAVIGATION FOR "BALANCE SHEET" SCREEN.....	51
FIGURE 51: BALANCE SHEET SCREEN.....	51
FIGURE 52: BALANCE SHEET SCREEN WITH VIEW LINK.....	52
FIGURE 53: BALANCE SHEET REPORT.....	53
FIGURE 54: BALANCE SHEET (SUMMARY).....	53
FIGURE 55: NAVIGATION FOR "DATA HEALTH CARD" SCREEN.....	54
FIGURE 56: DATA HEALTH CARD SCREEN.....	55
FIGURE 57: DATA HEALTH CARD SCREEN WITH VIEW LINK.....	55
FIGURE 58: DATA HEALTH CARD REPORT.....	56
FIGURE 59: QUERY NO.1 SELECTION.....	57
FIGURE 60 : RESULT OF QUERY NO. 1.....	58
FIGURE 61: QUERY NO. 2 SELECTION.....	59
FIGURE 62: RESULT OF QUERY NO.2.....	59
FIGURE 63: QUERY NO.3 SELECTION.....	60
FIGURE 64: RESULT OF QUERY NO.3.....	60
FIGURE 65: QUERY NO.4 SELECTION.....	61
FIGURE 66: RESULT OF QUERY NO.4.....	61
FIGURE 67 : QUERY NO.5 SELECTION.....	62
FIGURE 68: RESULT OF QUERY NO. 5.....	62
FIGURE 69: QUERY NO.6 SELECTION.....	63
FIGURE 70: RESULT OF QUERY NO.6.....	63



FIGURE 71: RESULT OF QUERY NO.7.....	64
FIGURE 72: RESULT OF QUERY NO.7.....	64
FIGURE 73: QUERY NO.8 SELECTION.....	65
FIGURE 74: RESULT OF QUERY NO.8.....	65
FIGURE 75: QUERY NO.9 SELECTION.....	66
FIGURE 76: RESULT OF QUERY NO.9.....	66
FIGURE 77: QUERY NO.10 SELECTION.....	67
FIGURE 78: RESULT OF QUERY NO.10.....	67
FIGURE 79: QUERY NO.11 SELECTION.....	68
FIGURE 80: RESULT OF QUERY NO.11.....	68
FIGURE 81 : QUERY NO.12 SELECTION.....	69
FIGURE 82: RESULT OF QUERY NO.12.....	69
FIGURE 83 : QUERY NO.13 SELECTION.....	70
FIGURE 84 : RESULT OF QUERY NO.13.....	70
FIGURE 85 : QUERY NO.14 SELECTION.....	71
FIGURE 86 : RESULT OF QUERY NO.14.....	71
FIGURE 87 : QUERY NO.15 SELECTION.....	72
FIGURE 88 : RESULT OF QUERY NO.15.....	72
FIGURE 89 : CALENDAR.....	73

***List of Tables***

TABLE 1: TABLE FOR CONVENTIONS.....	10
TABLE 2: TABLE FOR REFERENCES.....	11
TABLE 3: TABLE FOR COLOR CODE.....	26

## 1. Introduction

**National Informatics Centre Software Development Unit (NIC SDU)**, Pune, has been entrusted with the task of software development of **eCourts application** for the country. The eCourts is an eCourtIS (eCourt Information System) Software which is currently implemented in all the **Establishments** (District Courts and Taluka Courts) across India. The application is completely based on **Open Source Technology**.

### 1.1. Scope

The scope of this document is to provide assistance to the **Judicial Management** on how to use various tools provided in the eCourts application to monitor the pendency and performance of the courts.

#### 1.1.1. Audience

This target audience for this document is the **Judicial Management**. This manual will guide the **Individual Judges/Establishment Heads/High Court Management** to use **various modules** and reports of the eCourtIS Application.

#### 1.1.2. Purpose of this Document

This document will assist **Judges** to oversee the performance, monitor the pendency and expedite the process of justice delivery of own court or complete establishment. It provides an insight on the various modules and reports provided in the eCourtIS application that help the judges achieve this goal.

#### 1.1.3. Objective of this Document

The main objective of this document is to provide insight on the following modules to enable Judges to monitor the pendency:

- Dashboard
- Today's Cases
- Daily Proceedings
- Disposal Report in the Proceedings Report Section
- Balance Sheet in the DJPMC Section
- Pending Reports (Court Wise, Stage Wise, Nature of Case and Party Wise) in the DJPMC Section
- Data Health Card in DJPMC Section
- Calendar
- Query Builder
- Mobile APP


### 1.1.4. Document Organization

The structure of the document first includes the **Title page**, followed by Chapters which are then subdivided into subtopics.

**For example, DJPMC** denotes the chapter which is further subdivided into topics such as **Judge wise Monthly Report, Contested Disposal Report etc.** Each topic may be further subdivided into two subtopics to explain options such as **Add, Modify, Delete, or Report** subunits.

### 1.1.5. Conventions

**Table 1: Table for Conventions**

S.No.	Convention	Description
1.	Call-outs	<p><b>Call outs</b> are included in the screenshots which highlights the steps.</p> <p>This callout  instructs you to perform a step like Click here.</p>
2.	Emphasis	<p>Unusual or important words and phrases are marked with a special font.</p> <p>For example messages are displayed as, “<b>Modification Successful</b>” or <b><i>All the mandatory fields are marked with an asterix (*). Please fill all mandatory fields</i></b></p>
3.	Internal cross references	<p>Cross References within the document is displayed as <b>Hyperlinks</b>. These hyperlinks will direct you to the related text within the document.</p> <p>For example, consider the step given below:</p> <p><b>Enter all the details as explained in <a href="#">section 2.1.1.1</a>, step 05 onwards</b>, here section 2.1.1.1 is a hyperlink that will take you to the mentioned section for reference content.</p>
4.	Fonts	<p>We have used Calibri with <b>size 12 points</b> for content throughout the manual.</p> <p>For heading we have used the Style <b>Heading 1(Main Headings)</b> from MS Word Styles.</p> <p>For subheading (subtopics) we have used <b>Heading 2</b> and <b>Heading 3</b> from MS Word Styles.</p>
5.	Bold	<p>We have used bold formats for words which represent <b>fields, tabs, and buttons</b>.</p> <p>For example: <b>Show Menu tab, Case Type</b> select box, or <b>More Acts</b> button</p>

		and so on.
6.	Submit	<b>Submit</b> button is used to save the information. The <b>Submit</b> button performs the <b>Save</b> function.

### 1.1.6. References

**Table 2: Table for References**

S.No.	Title	Publisher/Author	Version	Release Date
1.	Management Manual	eCourts Project	1.0	

### 1.1.7. Problem Reporting

For problem reporting in **Technical** issues please contact **National Informatics Centre, Software Development Unit**, in Pune and for **Functional** issues please contact **eCommittee, Supreme Court of India**.

## 2. Product Features

This section gives information about **Installation Instructions** and **General Operating Instructions**.

**Installation Instructions** covers the **Hardware Requirements** and **Software Requirements** for the **Court Module**.

**General Operating Instructions** guides you to login into the **Court Module**.

### 2.1. Installation Instructions

#### 2.1.1. Hardware Requirements

S.No.	Operating System	Configuration
1.	Ubuntu	3.7
2.	Server API	2.0 Handler

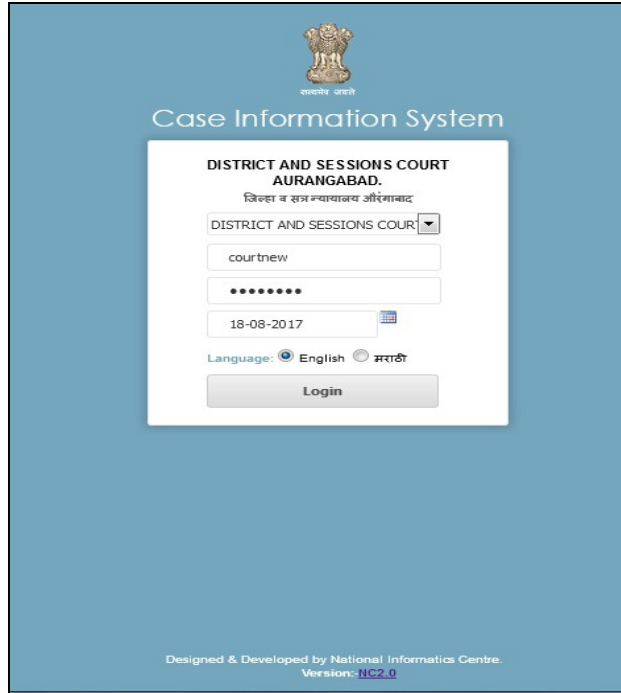
#### 2.1.2. Software Requirements

S.No.	Software	Version
1.	Apache (Server Software)	Apache/2.2.22 (Ubuntu)
2.	Postgres	9.2
3.	PHP	5.3.10

### 2.2. General Operating Instructions

One has to login as a Court User in order to use the modules and reports provided .

- You have to select the **Establishment** from the **Select** field and login using the **Login ID** and the **Password**.
- When you login, the **Home Page** with the **Show Menu** tab is displayed.



**Figure 1: Login screen**

### 3. Dashboard

After you log in, the **Dashboard** is displayed. The **Dashboard** interface displays important information (key performance) at a glance using Statistical Reports and Graphical elements such as **Pie charts** and **Bar charts**. The dashboard aims to help communicate the key information to the Court User/Management/Judges. It is also a very helpful tool for the Court User/Management/Judges to monitor the overall performance of the court. This section covers in detail all the features included in the dashboard. **Refer to Figure Number 2** for the Dashboard.

Dashboard

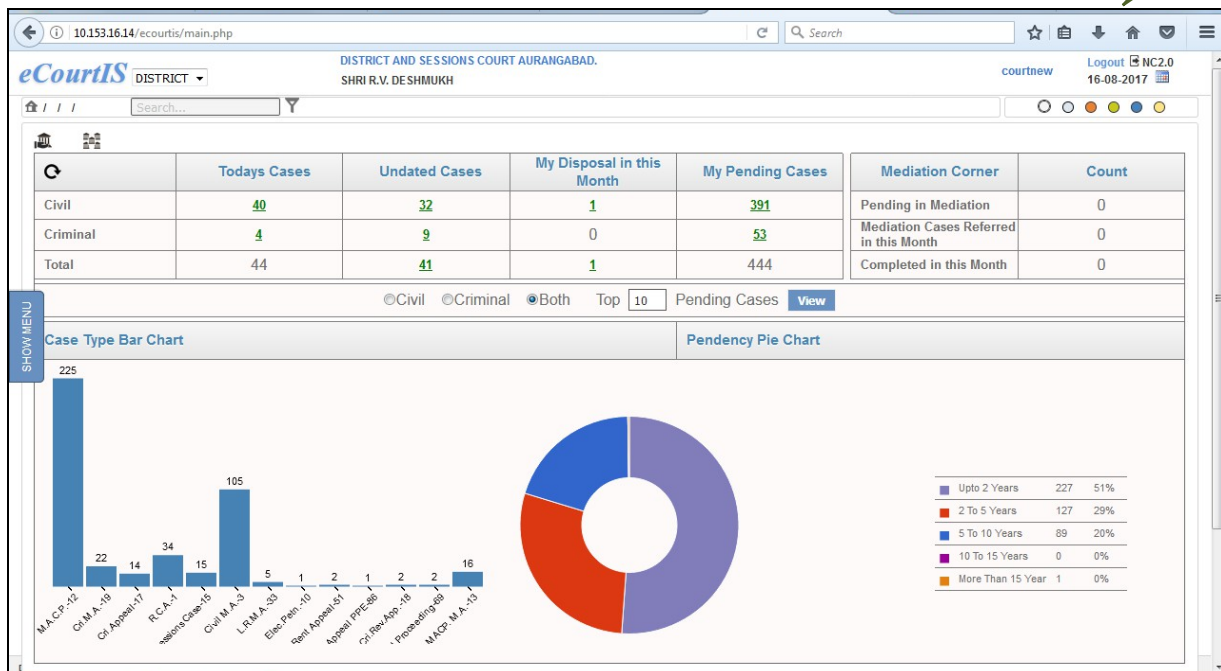


Figure 2: Dashboard

The Dashboard displays the information given below:

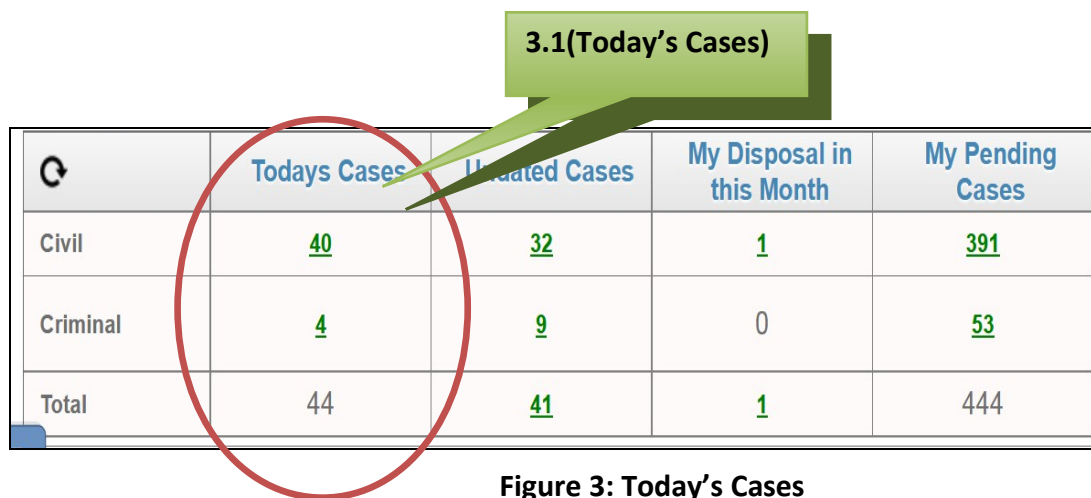
Result set for Civil and Criminal Cases is shown in table format. Here, the system displays the Civil, Criminal, and Total (Civil and Criminal) in terms of Today's Listed Cases, Undated Cases as on date, My Disposal in this Month (Disposed Cases for this month), and My Pending Cases. The table format will show the details given below:

- Today's Cases
- Undated Cases
- My Disposal in this Month
- My Pending Cases
- Total of all cases

(\*Note: All the entries displayed in the screen shots are as examples only)

### 3.1. Today's Cases

Today's Cases shows all the cases that are to be listed on the given day. Refer to Figure Number 3



🔄	Today's Cases	Undated Cases	My Disposal in this Month	My Pending Cases
Civil	<a href="#">40</a>	<a href="#">32</a>	<a href="#">1</a>	<a href="#">391</a>
Criminal	<a href="#">4</a>	<a href="#">9</a>	0	<a href="#">53</a>
Total	44	<a href="#">41</a>	<a href="#">1</a>	444

3.1(Today's Cases)

Figure 3: Today's Cases

The **Number of Cases** is displayed as **links**. When you click this **link**, the system will display **The List of Cases Listed Today** report.

For example take **Today's Cases**; here the total numbers of cases are **40** in the Civil row. This number is displayed as a link (green in colour). When you click this number, the **Today's Cases Report** screen is displayed. Refer to **Figure Number 4**. The report shows the following details:

- Cases (is highlighted in green as a link, which when clicked shows the Case Details)
- Party Name
- Name of Advocate
- Next Purpose
- Next Listing Date



[Back](#)  
DISTRICT AND SESSIONS COURT AURANGABAD.  
IN THE COURT OF: SHRI R.V. DESHMUKH  
Principal District and Sessions Judge, Abad.  
Total Civil Cases Listed Today

Sr. No.	Cases	Party Name	Name of Advocate	Next Purpose	Next Listing Date
<a href="#">Hearing</a>					
1)	<a href="#">R.C.A./100008/2010</a>	Aurangabad Municipal Corporation Aurangabad Vs Ulhas Sharadchandra Kharche	Mugdha R.P. Lad P.B.		<a href="#">Go to Proceeding</a>
2)	<a href="#">R.C.A./100250/2011</a>	Vijaykumar Bapurao Katruwar Vs Datta Charitable Trust, Aurangabad	Malani S.R.		<a href="#">Go to Proceeding</a>
3)	<a href="#">R.C.A./100332/2011</a>	Chainmal Pannalal Kothari Vs Municipal Corporation, Aurangabad	Vakil D.L. Pathak A.S.		<a href="#">Go to Proceeding</a>
4)	<a href="#">R.C.A./100103/2013</a>	Govind Yadavrao Bharsakhale Vs Sandu Devrao Bharsakhale	Bhosale A.B. Khan A.A.		<a href="#">Go to Proceeding</a>

**Figure 4: Today's Cases Report with View Link**

### 3.1.1. Case History

The **Cases** column displays the **Case Details** as a link [R.C.A./100008/2010](#). When you **Click** this link, the system will display the **"Case History"** of that particular case. The **Case History** will display the case information such as:

- Case Details
- Case Status
- Petitioner and Advocate
- Respondent and Advocate
- Acts
- Subordinate Court Information
- Writ Information
- Case Transfer details between the Courts
- In case you want to navigate back to the **Home Page**, Click **Back** link.

**(Refer to Figure Number 5 for the Case History screen)**

**Case Details**

Case Type	: R.C.A.		
Filing No.	: 100007/2010	Filing Date:	06-01-2010
Registration No.	: 100008/2010	Date of Registration:	06-01-2010
CNR	: MHAU01-000082-2010		

**Case Status**

First Hearing Date	: 06th January 2010
Next Hearing Date	: 16th August 2017
Stage of Case	: Hearing
Court No. and Judge	: 1-Principal District and Sessions Judge, Abad.

**Petitioner and Advocate**

1) Aurangabad Municipal Corporation Aurangabad  
Address - Through its Legal Advisor Aprna Thete M C A Aurangabad  
Advocate- Mugdia R.P.

**Respondent and Advocate**

1) Ulhas Sharadchandra Kharche  
Address - S.No.15 P.No.14Raje Sambhaji Colony Jalgaon Road Jadhawadi Aurangabad  
Advocate - Lad P.B.

**Acts**

Under Act(s)	Under Section(s)
Civil Procedure codes	41196

**Subordinate Court Information**

Court No. and Name	: 2nd Jt. Civil Judge S.D. Aurangabad.
Case No. and Year	: R.C.S. - 0000216 - 2007
Case Decision Date	: 23-11-2007

Figure 5: Case History

### 3.2. Undated Cases

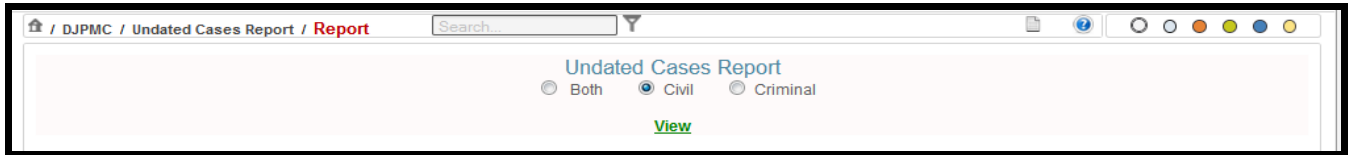
Undated Cases shows all the cases where Next Date of Hearing has not been given. **The count should ideally be '0'**. This can be taken care of by giving **next date** to these cases. Refer to Figure Number 6.

**3.2 (Undated Cases)**

🔄	Today's Cases	Undated Cases	My Disposal in this Month	My Pending Cases
Civil	40	32	1	391
Criminal	4	9	0	53
Total	44	41	1	444

Figure 6: Undated Cases

The **Number of Cases** is displayed as **links**. ; here the total numbers of cases are **32** in the Civil row. This number is displayed as a link (green in colour). When you click this **link**, the system will display the following screen. **Refer to Figure Number 7.**



**Figure 7: Undated Cases Report Selection Screen**

To view the report you can either select Civi, Crimnal or Both- Civil and Criminal, from the options provided and click on **View** button to see the Undated Cases Report. **Refer to Figure Number 8** for the Undated Cases Report.

The report shows the following details:

- a) Case No.
- b) Party Name
- c) Next Date

The screenshot shows a web browser window displaying the 'Undated Case List of: Principal District and Sessions Judge, Abad. SHRI R.V. DESHMUKH As on Date:16-08-2017'. The table below lists three cases.

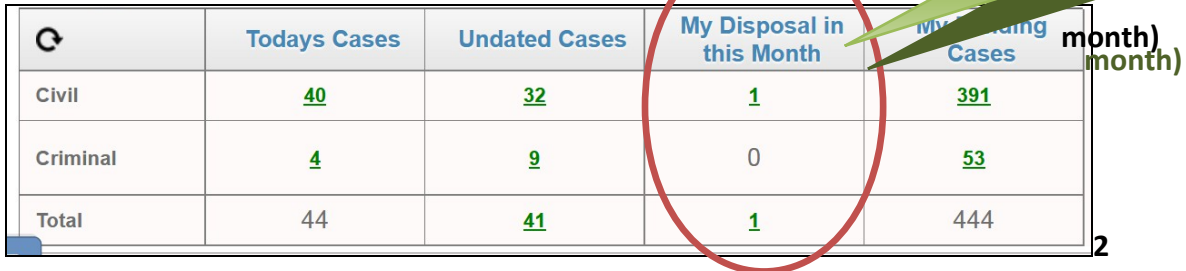
S.No.	Case No.	Party Name	Next Date
1)	M.A.C.P./100576/2015	Indubai Baburao Kakde Vs Bajaj Alliance General Insurance Co. Ltd.	14-08-2017
2)	Civil M.A./377/2016	Javheri Flexo India Limited Vs Krushnakumar Hanumandas Sadani	14-08-2017
3)	M.A.C.P./100009/2013	Kavita Shivaji Tambe Vs Sadguru Tours and Traveles	14-08-2017

**Figure 8: Undated Cases Report**

### 3.3. My Disposal in this month

My Disposal in this month will show the judge the list of all the cases that has been disposed in the current month in his/her court.

Refer to Figure Number 9.



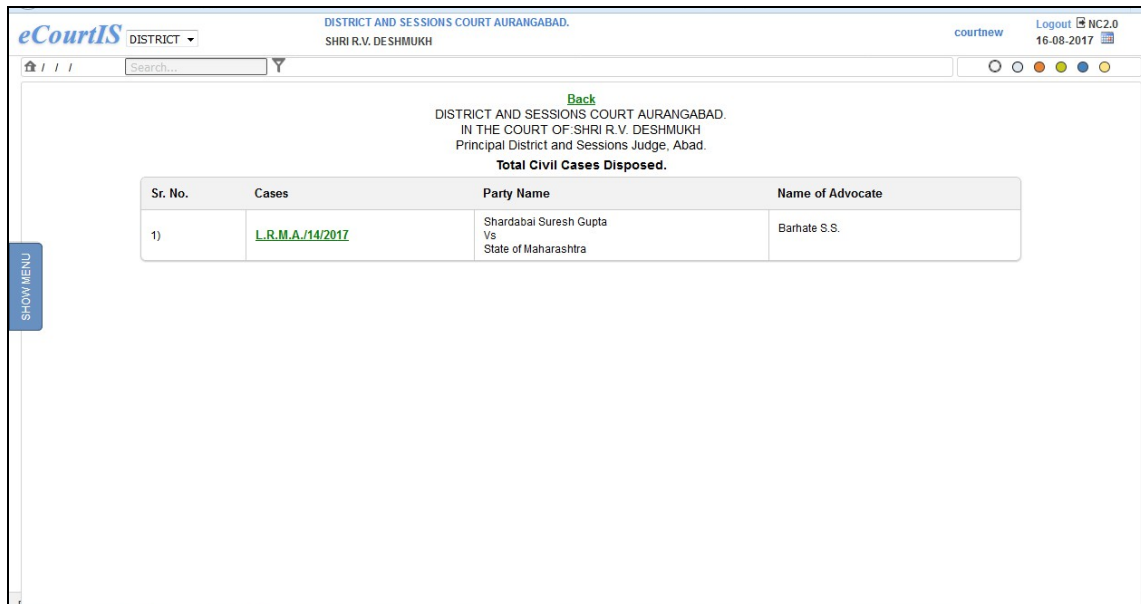
	Today's Cases	Undated Cases	My Disposal in this Month	My Pending Cases
Civil	<a href="#">40</a>	<a href="#">32</a>	<a href="#">1</a>	<a href="#">391</a>
Criminal	<a href="#">4</a>	<a href="#">9</a>	0	<a href="#">53</a>
Total	44	<a href="#">41</a>	<a href="#">1</a>	444

Figure 9: My Disposal in this month

The **Number of Cases** is displayed as **links**. ; Here the total numbers of cases are **1** in the Civil row. This number is displayed as a link (green in colour). When you click this **link**, the system will display the following screen. **Refer to Figure Number 10.**

The report shows the following details:

- a) Cases
- b) Party Name
- c) Name of Advocate



Back

DISTRICT AND SESSIONS COURT AURANGABAD.  
IN THE COURT OF SHRI R.V. DESHMUKH  
Principal District and Sessions Judge, Abad.

**Total Civil Cases Disposed.**

Sr. No.	Cases	Party Name	Name of Advocate
1)	<a href="#">L.R.M.A./14/2017</a>	Shardabai Suresh Gupta Vs State of Maharashtra	Barhate S.S.


Figure 10: My Disposal in this month Report

The **Cases** column displays the **Case Details** as a link [L.R.M.A./14/2017](#). When you **Click** on this link, the system will display the “**Case History**” of that particular case. [Refer to Figure 5 for Case History.](#)

### 3.4. My Pending Cases

My Pending Cases will show the judge the list of all the cases that are pending as on date in his/her court. **Refer to Figure Number 12.**

3.4 (My Pending Cases)

	Today's Cases	Undated Cases	My Disposal in this Month	My Pending Cases
Civil	<a href="#">40</a>	<a href="#">32</a>	<a href="#">1</a>	<a href="#">391</a>
Criminal	<a href="#">4</a>	<a href="#">9</a>	0	<a href="#">53</a>
Total	44	<a href="#">41</a>	<a href="#">1</a>	444

**Figure 11: My Pending Cases**

The **Number of Cases** is displayed as **links**. ; Here the total numbers of cases are **391** in the Civil row. This number is displayed as a link (green in colour). When you click this **link**, the system will display the following screen. **Refer to Figure Number 12.**

The report shows the following details:

- Cases
- Party Name
- Name of Advocate

eCourtIS DISTRICT ▾ DISTRICT AND SESSIONS COURT AURANGABAD. SHRI R.V. DESHMUKH courtnew Logout NC2.0 16-08-2017

Search...

[Back](#)

DISTRICT AND SESSIONS COURT AURANGABAD.  
IN THE COURT OF SHRI R.V. DESHMUKH  
Principal District and Sessions Judge, Abad.

**Total Civil Pending Cases**

Sr. No.	Cases	Party Name	Name of Advocate
1)	<a href="#">M.A.C.P./438/2000</a>	M.A.Jabbar Vs Subhash Dhondiram Mane	Jadhav R.G.
2)	<a href="#">M.A.C.P./100710/2007</a>	Bharti Atmaram Chaware and others Vs Suresh Kisan Barbande and others	Sirse S.K. S.M.NawleR.B.Dhakane
3)	<a href="#">R.C.A./100008/2010</a>	Aurangabad Municipal Corporation Aurangabad Vs Ulhas Sharadchandra Kharche	Mugdha R.P. Lad P.B.
4)	<a href="#">Civil M.A./100020/2010</a>	Nazar Khan Fakir Khan Vs IndusInd Bank Ltd, Aurangabad	Baheti R.D. Navadkar M.D.
5)	<a href="#">R.C.A./100037/2010</a>	Sonaji Gemaji Sapkal Vs Mansaram Gemaji Sapkal	Mene M.C. Sonawane V.D.
6)	<a href="#">R.C.A./100066/2010</a>	Amanulla Khan Abdul Hameed Khan Vs Shaikh Aadil Shaikh Iqbal	Bhosale A.B. Nehri S.R.
7)	<a href="#">R.C.A./100075/2010</a>	Uttamrao Patilba Gorade Vs Dhanraj Uttamrao Gorade	Zagare R.B.
8)	<a href="#">R.C.A./100082/2010</a>	Dattu Ramchandra Gaikhe Vs Dagadu Rangnath Sangave	Bihani R.S. Nikam K.U.

**Figure 12: My Pending Cases Report**

The **Cases** column displays the **Case Details** as a link [M.A.C.P./438/2000](#). When you **Click** on this link, the system will display the **“Case History”** of that particular case. [Refer to Figure 5 for Case History.](#)

### 3.5. Mediation Corner and Count

Here, the count of matters referred to **Mediation** is displayed in a table format. It displays the count of cases that are referred and **Pending in Mediation**, **Cases Referred for mediation in this Month**, and the **Cases that have Completed Mediation in this Month and are referred back to the court**, Cases along with their count **to Figure Number 13)**

3.5 (Mediation Corner)

Mediation Corner	Count
Pending in Mediation	<a href="#">1</a>
Mediation Cases Referred in this Month	<a href="#">1</a>
Completed in this Month	0

**Figure 13: Mediation Corner and Count**

The figure above shows the count of cases that are **Pending in Mediation** and the **Mediation Cases Referred in This Month** as 1. This count is displayed as a link. When you click this link, the system will display the report. For example, take the count 1 of cases **pending in Mediation**. When you click this link the **Pending Cases in Mediation** report will be displayed. This report will display details such as:

- Case with **Case Type**, **Registration Number** and **Year of Registration**  
[Sessions Case/100298/2013](#)
  - Reference Date
  - Result
  - Member Name
- (Refer to Figure Number 14)**

Sr. No.	Cases	Reference Date	Result	Member Name
1)	Sessions Case/100298/2013	05-06-2015		Mediation Member

**Figure 14: Pending Cases in Mediation report**

### 3.6. Viewing Pending Cases through the Dashboard

3.6 (View Pending Cases)

**Figure 15: View Pending Cases feature**

This block displays the list of **Pending Cases**. You can view the pending list for **Civil**, **Criminal** or **Both** the types of cases together. Here, you have to enter the **Top** number of pending cases that you want to view.

By default **10** is shown in the text box.  The system will display the list of **top 10 Pending** cases. Facility is available to user to change the default **10** figure to any number of choice. For ex top 100, 50 etc can be given in the text box.

**Procedure:**

1. Select the radio button for **Civil**, **Criminal**, or **Both**.
2. Enter the number for e.g. **10**, in the **Top** field to view the **Top 10** pending cases.
3. Click the **Pending Cases View** button. The list of top **10 Pending cases** is displayed. (Refer to Figure given below)

Click **'View'** for Pending Cases report



[Back](#)  
DISTRICT AND SESSIONS COURT AURANGABAD.  
IN THE COURT OF: SHRI R.V. DESHMUKH  
Principal District and Sessions Judge, Abad.

**Cases.**

Sr. No.	Cases	Date of Registration	Age	Hearing Date	Next Purpose
1)	<a href="#">M.A.C.P./438/2000</a>	13-09-2000	16 years 11 months 10 days	16-08-2017	Evidence Part Heard
2)	<a href="#">M.A.C.P./100710/2007</a>	16-10-2007	9 years 10 months 7 days	19-08-2017	Steps
3)	<a href="#">R.C.A./100008/2010</a>	06-01-2010	7 years 7 months 17 days	16-08-2017	Hearing
4)	<a href="#">Civil M.A./100020/2010</a>	13-01-2010	7 years 7 months 10 days	07-09-2017	Awaiting R and P
5)	<a href="#">R.C.A./100037/2010</a>	30-01-2010	7 years 6 months 24 days	18-08-2017	Dismissal Order
6)	<a href="#">R.C.A./100066/2010</a>	06-03-2010	7 years 5 months 17 days	18-08-2017	Argument on Exh.____Ready
7)	<a href="#">R.C.A./100075/2010</a>	11-03-2010	7 years 5 months 12 days	22-08-2017	Hearing
8)	<a href="#">R.C.A./100082/2010</a>	19-03-2010	7 years 5 months 4 days	23-08-2017	Argument on Exh.____Ready
9)	<a href="#">R.C.A./100108/2010</a>	22-04-2010	7 years 4 months 1 day	29-08-2017	Hearing
10)	<a href="#">R.C.A./100230/2010</a>	01-09-2010	6 years 11 months 22 days	24-08-2017	Hearing

**Figure 16: Pending Cases Report**

(\*Note: All the entries displayed in the screen shot are as examples only)

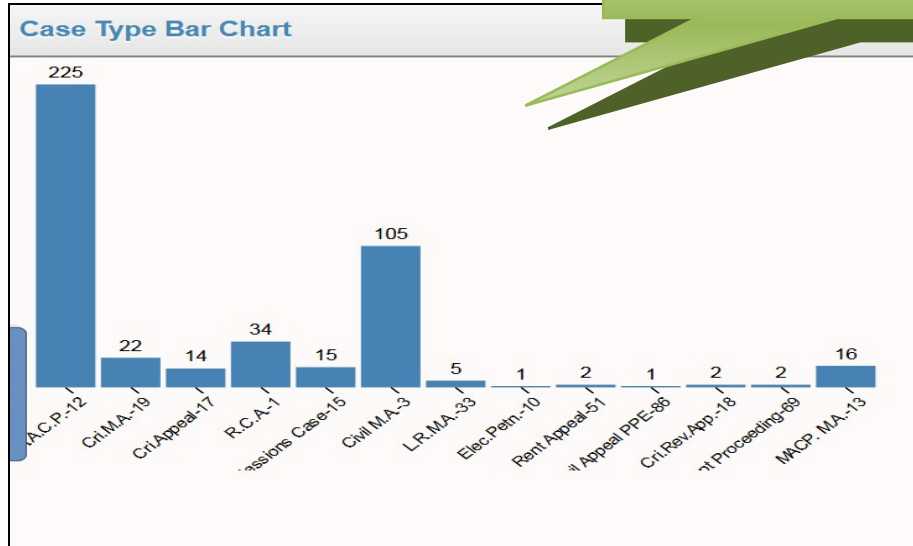
This report will show the **Cases** with the details given below:

- Cases
- Date of Registration
- Age
- Hearing Date
- Next Purpose
  - If Civil is selected – Top 10 Civil Cases are shown.
  - If Criminal is Selected – Top 10 Criminal Cases are shown.
  - If Both is selected – Top 10 Cases (including Civil and Criminal) are shown.

The **Cases** column displays the **Case Details** as a link [M.A.C.P./438/2000](#). When you **Click** this link, the system will display the **“Case History”** of that particular case. [Refer to Figure 5 for Case History.](#)

### 3.7. Case Type wise Pendency Bar Chart

The **Bar Chart** displays the graphical representation of **Case Type wise Pendency** count. This chart displays the pendency Case Type wise. (Refer to Figure Number 17).



3.7 (Case Type wise Pendency Bar Chart)

Figure 17: Case Type Wise Bar Chart

(Note\*: All the entries displayed in the screen shot are as examples only)

### 3.8. Case Type wise Pendency Pie Chart

**Pie Chart** is the circle graph used for presentation of **Pending Cases** data. This data is represented in form of a circle with divided sections or segments. Each of these sections or segments represents the percentage of pending cases for each **Case Type**.

The pending cases are grouped or classified according to the number of years they have been pending, as given below:

- Less Than 2 Years
- 2 To 5 Years
- 5 To 10 Years
- 10 To 15 Years
- More Than 15 Years






The categories are marked with a color which makes it easy to identify and understand the pendency of the cases at a glance. **(Refer to figure 18 given below)**

	Upto 2 Years	226	51%
	2 To 5 Years	128	29%
	5 To 10 Years	89	20%
	10 To 15 Years	0	0%
	More Than 15 Year	1	0%

**Figure 18: Year wise breakup of Pendency**

The colors assigned are described in the table given below:

**Table 3: Table for Color Code**

S.No	Color Code used	Years	Number of Cases	Pendency in Percentage
1		Upto 2 Years	226	51%
2		2 to 5 Years	128	29%
3		5 to 10 Years	89	20%
4		10 To 15	0	0%
5		More Than 15 Years	1	0%

The Pie Chart in Figure Number 22 displays the cases pending for 51 % of cases Less than 2 Years displayed by ■ colour, 29 % of cases pending in the range of 2 to 5 Years displayed by ■ colour, and 20% of cases pending between 5 to 10 years displayed by ■ colour.

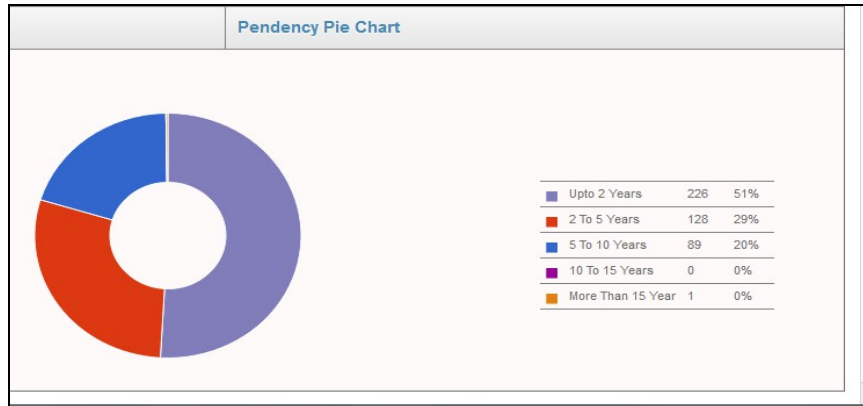


Figure 19: Pendency Pie Chart

When you place the mouse on a segment of the **Pie Chart**, the corresponding bar chart will display the same data in a more detailed manner, which means that the bar chart will display the total number of each pending Case Type. Refer to Figure Number 20.

Place mouse on the Pie chart segments to view the details on the Bar chart

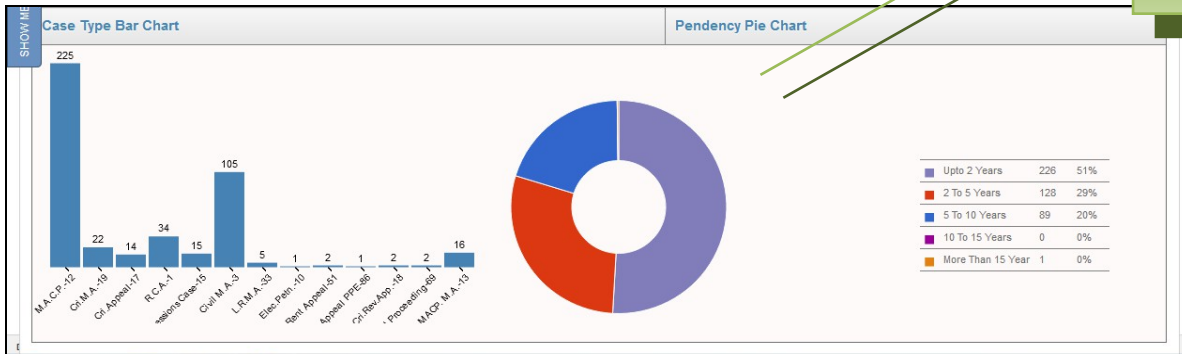


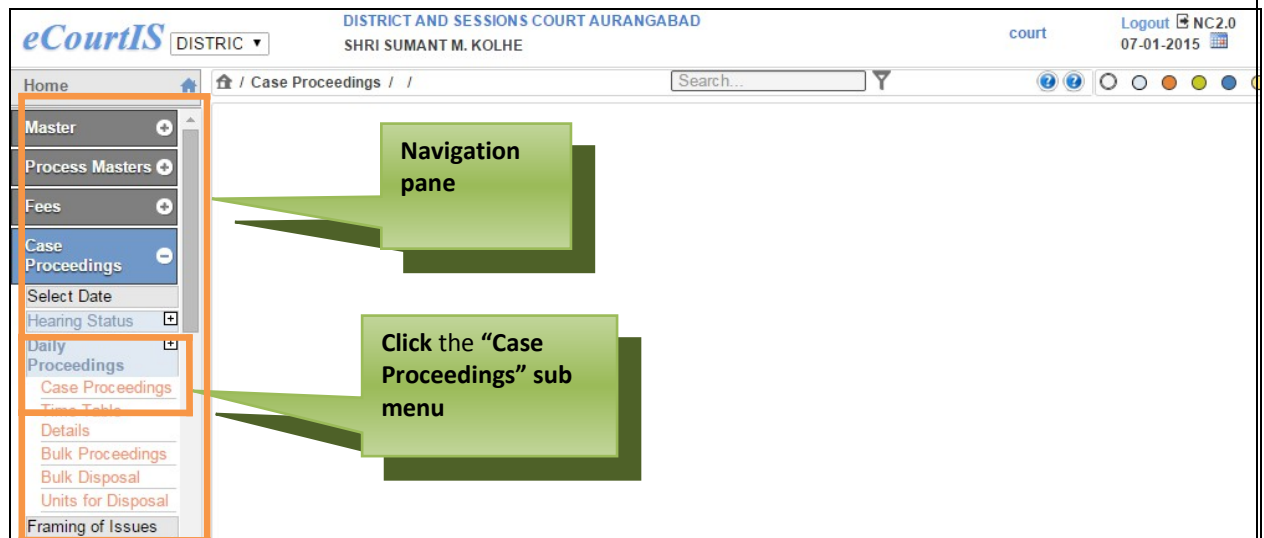
Figure 20: Pendency Pie Chart with details

## 4. Daily Proceedings

This option provides the facility to record the business transacted during the course of the day. It allows the court to understand the pendency of a matter, to give the **Next Date**, **Record Business** and **Exhibit**, view the entire **Case History** and so on.

### 4.1 Case Proceedings

This option provides the facility to record the **business transactions** during the course of the day. It will also allow the court to understand the **pendency of a matter** so as to give the **Next Date**, **Record Business** and **Exhibits**, or to view the entire **Case History** and so on. All the cases that are listed for the day will be displayed in the **Case Number** select box.



**Figure 21: Navigation pane for "Case Proceeding" screen**

To access the **Case Proceedings** screen, follow the steps given below:

1. On the **Navigation pane**, click the **Case Proceeding** menu. **(Refer to Figure Number 21)**
2. Then, click the **Daily Proceedings** sub menu followed by **Case Proceedings**.
3. When you click **Case Proceedings** sub menu, the **Case Proceedings** screen with **Civil** as the selected option is displayed. **(Refer to Figure Number 22)**

The screenshot displays a web application interface for 'Case Proceedings'. At the top, there is a search bar and navigation icons. Below this, there are radio buttons for 'Recall', 'Civil', and 'Criminal', along with a 'Case No.' dropdown menu. On the right, there are checkboxes for 'Called', 'In Progress', and 'Completed'. A 'Time Table' link with a calendar icon is also present. The main area is divided into two tabs: 'Proceedings' (selected) and 'Presence'. Under the 'Proceedings' tab, there are several sections: 'Business' with a text area, 'Order Passed' with a dropdown menu showing options like '1-Issue Notice', '2-Issue Summons', '3-Parties to maintain status-quo', and '4-Ex-parte injunction granted', and 'Exhibits' with a text area. Below these are two radio buttons: 'Dispose the Case' and 'Kept as Dormant/Sine Die'. Further down, there are dropdown menus for 'Adjournment', 'Purpose of Listing', and 'Sub Purpose', along with a '\* Next Date' field with a calendar icon and a 'Check' button. At the bottom, there are two large yellow text areas labeled 'कामकाज' and 'निशाणी', with a 'Next' button below them. A vertical 'SHOW MENU' button is located on the left side of the interface.

**Figure 22: Case Proceedings screen**

You can record the business transactions for **Civil** and **Criminal** cases. By default, the system will display **Civil** as the selected option. You can choose the options mentioned above by selecting their respective radio buttons. The system will load the cases in the **Case No.** select box according to your selection.

The various features are as described below:

There are two tabs, the **Proceedings** tab and the **Presence** tab.

***Proceeding tab:***

In the **Proceedings** tab, you need to add details such as **Next Date**, **Purpose of Listing**, **Business**, **Order Passed**, **Exhibits** and **Adjournment**.

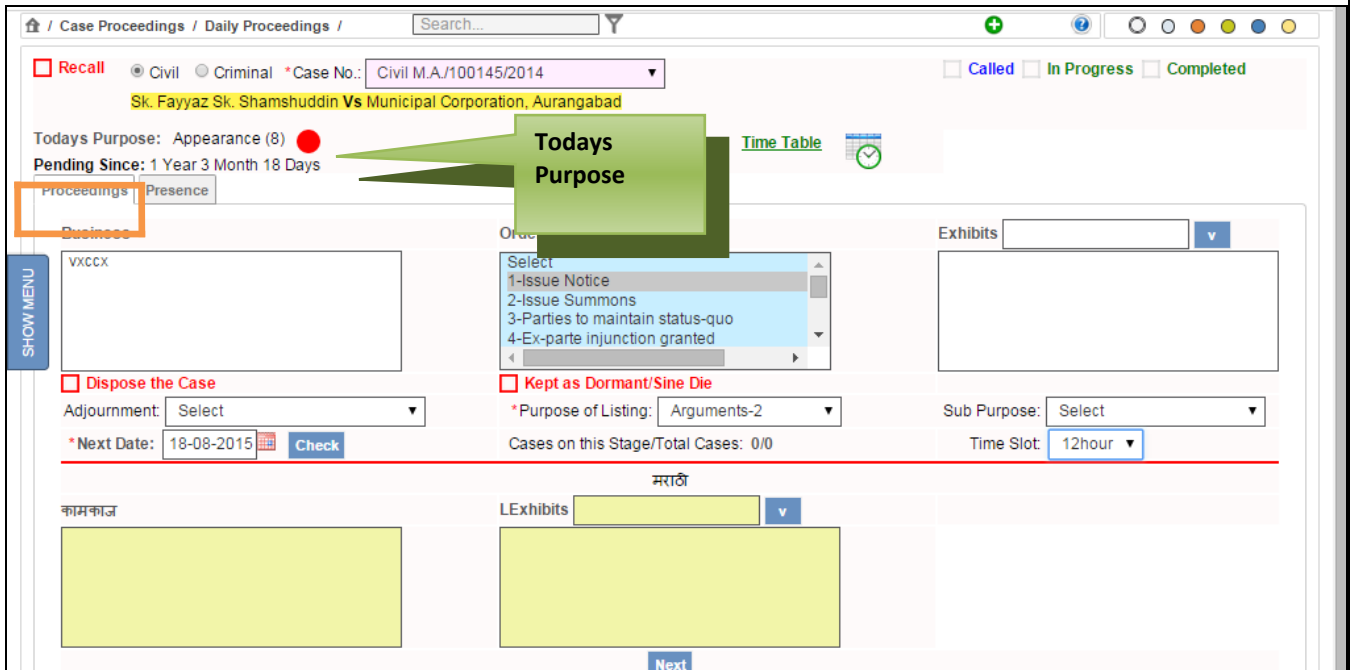


Figure 23: Proceedings tab, Todays Date

**a. Todays Purpose , Pending Since**

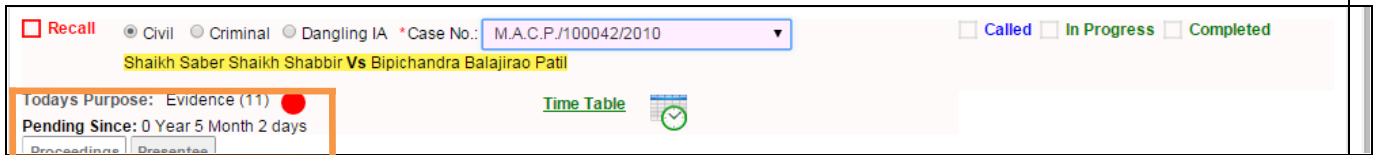
This option lists the Purpose for which the case is listed, for example “**Arguments (18)**” - indicates the number of times the Case is listed for the same purpose i.e. **the Case is listed for Arguments 18<sup>th</sup> time.**

The round circle next to the count is shown in “**Green**”, “**Orange**” or “**Red**” depending on the number of times the Case is listed on the same stage. The **Colour Coding** is as listed below:

**For example**

- indicates that, the case is listed on the same stage for less than 3 times.
- indicates that, the case is listed on the same stage more than 3 times but less than 6 times.
- indicates that, the case is listed on the same stage for more than 6 times.

**Pending Since-** indicates the pending status of the case



**Figure 24: Today's Purpose , Pending since feature**

**For example,** consider **Figure Number 24**, where **Today's Purpose** shows red circle which means that the case is listed on the same stage for 11 times which is more than 6 times and is pending on the stage Evidence since 5 Months and 2 Days.

**b. Next Date**

This option is used to select the **Next Date** on which the case is to be listed. Select the **Next Date** using the calendar control. The calendar control will show the holidays in red, if they are properly updated in the **Holiday Master**, it will also display the already listed cases scheduled, as per the calendar date. **Refer to Figure 25.**

**Purpose of Listing**

This field selects the **Purpose/Stage** for which the case is to be listed on the next date. By default, the purpose listed on the current date is selected. **Refer to Figure 25.**

**Cases on this Stage/Total Cases**

With this feature, you can view the scheduled cases to be listed on the selected date (Next Date). The total number of cases that are matching with the **Purpose/Stage** of the selected case is displayed. This gives a general idea to the court, on whether the current case can be accommodated on that particular day. **Refer to Figure 25.**

**For example** 1/43- indicates that a total of 43 cases are listed, on the selected date (next date) and out of these, 1 Case is listed for the same **Purpose/Stage** as that of the current case



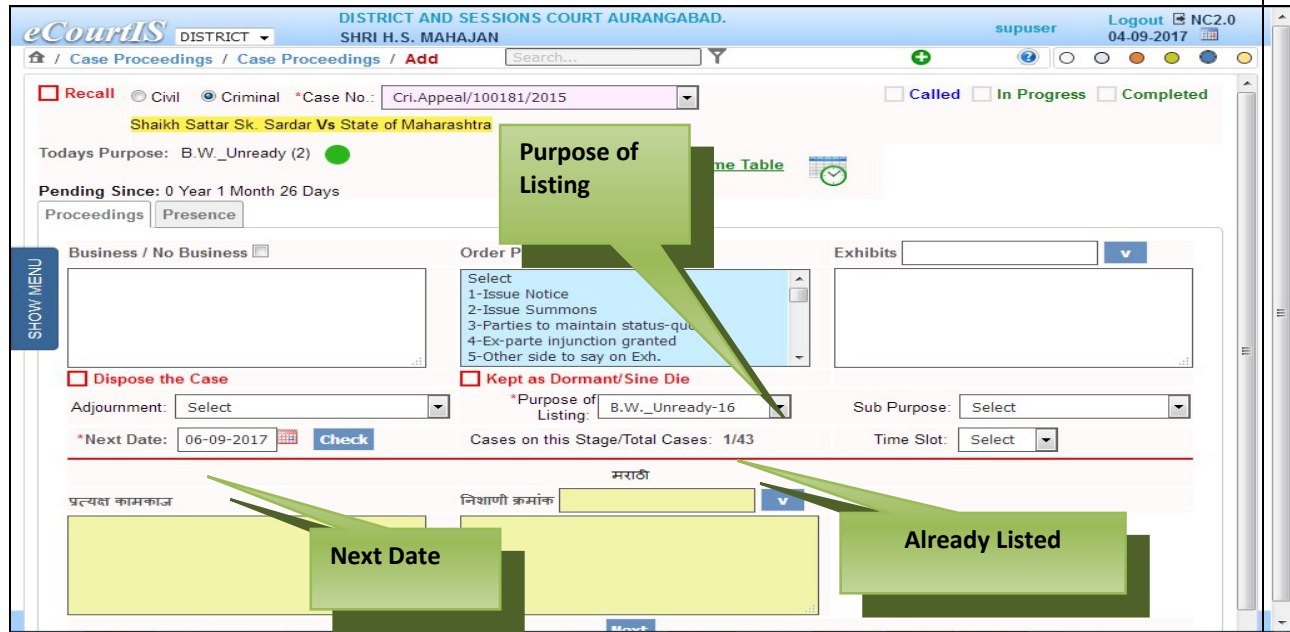


Figure 25: Next Date, Purpose of Listing feature

c. **Business**

This option is used to type the short description or summary of the business which is recorded during the day. For example **“The Arguments have been heard by both the Advocates”**. This is then recorded in the diary and is visible on the kiosk and the website. The full deposition is not expected to be recorded here. **Refer to Figure 26.**

Case Proceedings / Daily Proceedings / Search...

Recall  Civil  Criminal \*Case No.: Civil M.A./100145/2014  Called  In Progress  Completed

Sk. Fayyaz Sk. Shamshuddin Vs Municipal Corporation, Aurangabad

Today's Purpose: Appearance (8) ● [Time Table](#)

Pending Since: 1 Year 3 Month 18 Days

Proceedings  Presence

**Business**

Business: vxccx

Exhibits: [ ]

1-Issue Notice  
2-Issue Summons  
3-Parties to maintain status-quo  
4-Ex-parte injunction granted

Dispose the Case  Kept as Dormant/Sine Die

Adjournment: Select \*Purpose of Listing: Arguments-2 Sub Purpose: Select

\*Next Date: 18-08-2015  Cases on this Stage/Total Cases: 0/0 Time Slot: 12hour

---

मराठी

कामकाज LExhibits [ ]

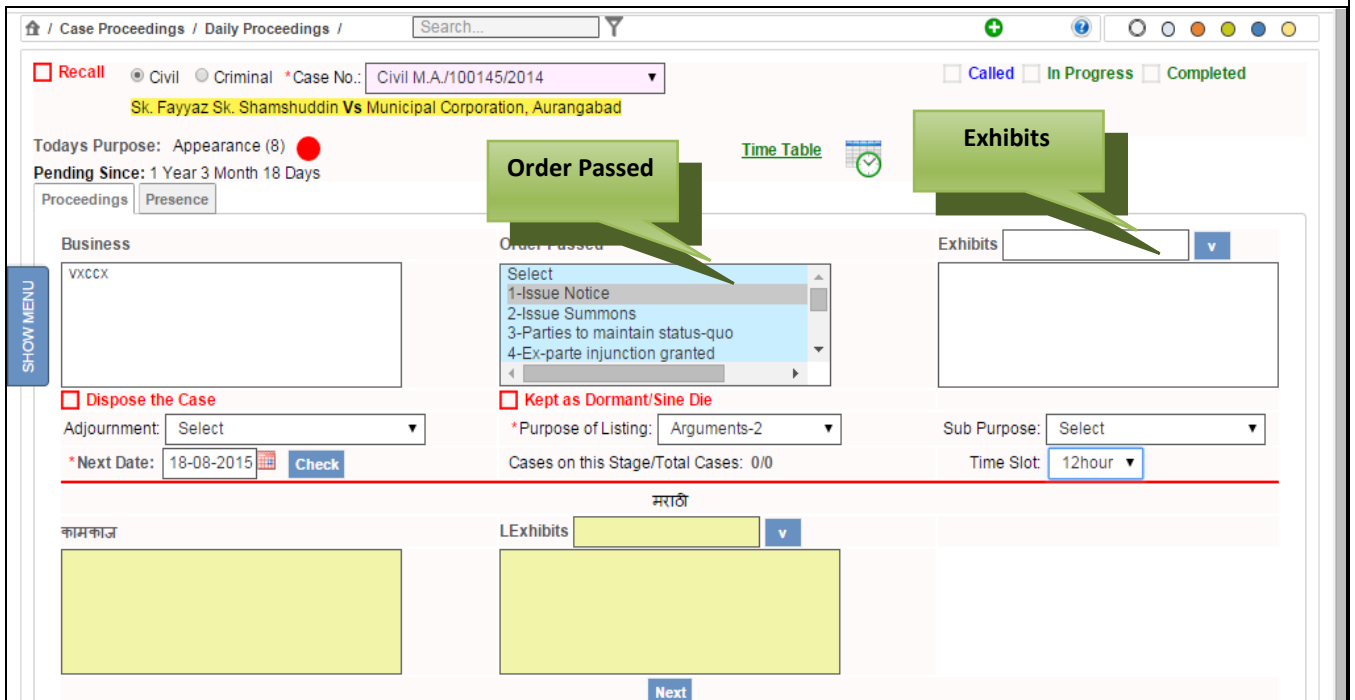
Figure 26: Business feature

**d. Order Passed**

Short Orders passed in the current case may be selected from the select box. Multiple selections can also be made. **Refer to Figure 27.**

**Exhibits**

Documents submitted in the court, by the parties or their advocates are marked as Exhibits. Such exhibits are numbered and recorded in the diary. The serial number of the exhibit and its title are entered in this text box. **Refer to Figure 27.**



**Figure 27: Order passed, Exhibits feature**

## e. Adjourment

This field is used to select the reason for adjourment, if the case is adjourned. Refer to Figure 28.


The screenshot shows a web application interface for case proceedings. The main content area is titled "Case Proceedings / Daily Proceedings /". Below this, there is a search bar and a "Recall" checkbox. The case number is "Civil M.A./100145/2014". The case name is "Sk. Fayyaz Sk. Shamshuddin Vs Municipal Corporation, Aurangabad". The "Today's Purpose" is "Appearance (8)". The "Pending Since" is "1 Year 3 Month 18 Days". There are tabs for "Proceedings" and "Presence". A green callout box labeled "Adjournment AAdjournment" points to the "Adjournment" dropdown menu. The "Adjournment" dropdown is open, showing options: "1-Issue Notice", "2-Issue Summons", "3-Parties to maintain status-quo", and "4-Ex-parte injunction granted". There are also checkboxes for "Dispose the Case" and "Kept as Dormant/Sine Die". The "Purpose of Listing" is "Arguments-2". The "Sub Purpose" is "Select". The "Next Date" is "18-08-2015". The "Check" button is visible. The "Cases on this Stage/Total Cases" is "0/0". The "Time Slot" is "12hour". There are also fields for "Business" (vxccc), "Order Passed", and "Exhibits".

Figure 28: Adjourment feature

### Procedure for Case Proceedings

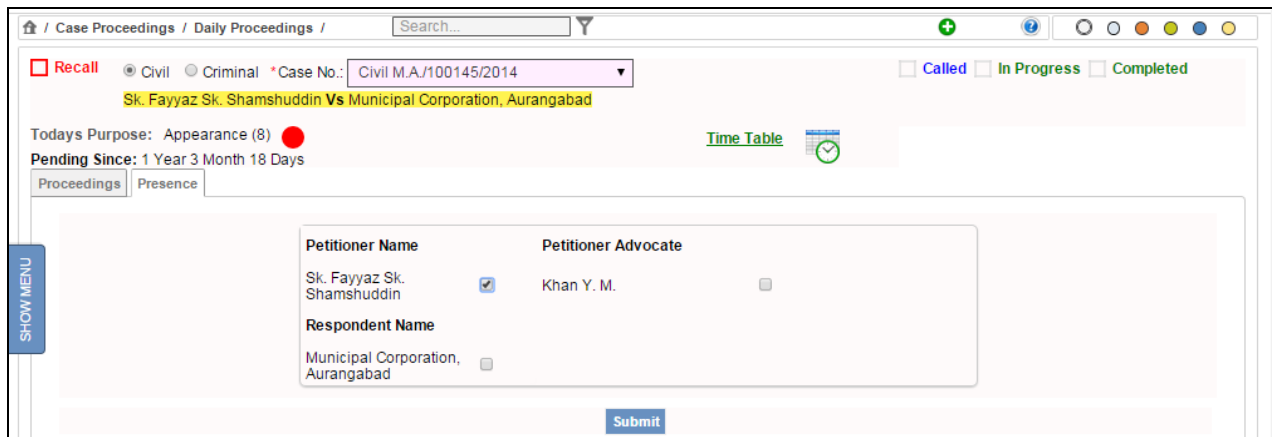
#### Procedure

1. Select the case no. from the **Case No.** select box.
2. The **Name of the Parties** (Petitioner and the Respondent), **"Today's Purpose"** and **"Pending Since"** details of the case type are displayed.
3. Select **Next Date** of hearing for the case from the calendar control for **Next Date** and click **Check** button. Select the **Purpose of Listing** from the **Purpose of Listing** select box.
4. When you click the **Check** button, the number of **Cases on this Stage/Total Cases** is displayed. (For example, 3/8 shows that there are 3 cases on this stage out of the total 8 cases)

5. Enter the business transacted for the day in the **Business** text box. (Enter in local language also)
6. Select the **Orders Passed** from the **Order** select box. To select more than one Order, press **Ctrl** key on the Keyboard and Click on the order that you want to select.
7. Enter the **Exhibits** and Click the  button, the **Exhibits** will be displayed in the text box. (Enter in local language also)
8. Select the **Adjournment** from the **Adjournment** select box, if the case is adjourned.
9. **All the mandatory fields are marked with an asterix (\*). Please fill all mandatory fields.**
10. Once it is saved, the case will not be shown in the list box and will not be available in the proceedings option again.

### **Presentee tab**

This option is used to mark the **attendance** of the **Parties** and their **Advocates**. You can mark the attendance of the **Petitioner, Respondent, Extra Parties** and their **Advocates**, by selecting the checkbox provided against them, depending on whether they are present or absent in the court. By default, the attendance is marked as present for all.



The screenshot displays the 'Presence' tab for a case. At the top, there is a search bar and a dropdown menu for 'Case No.' set to 'Civil M.A./100145/2014'. Below this, the case title 'Sk. Fayyaz Sk. Shamshuddin Vs Municipal Corporation, Aurangabad' is shown. The 'Today's Purpose' is 'Appearance (8)' with a red dot indicator. The 'Pending Since' is '1 Year 3 Month 18 Days'. There are tabs for 'Proceedings' and 'Presence', with 'Presence' being the active tab. A 'SHOW MENU' button is on the left. The main area contains a table with the following data:

Petitioner Name	Petitioner Advocate	Respondent Name
Sk. Fayyaz Sk. Shamshuddin	Khan Y. M.	Municipal Corporation, Aurangabad

Each row has a checkbox next to it. The checkbox for 'Sk. Fayyaz Sk. Shamshuddin' is checked, while the others are unchecked. A 'Submit' button is located at the bottom of the table.

**Figure 29: Presence tab**

### **Presence tab**

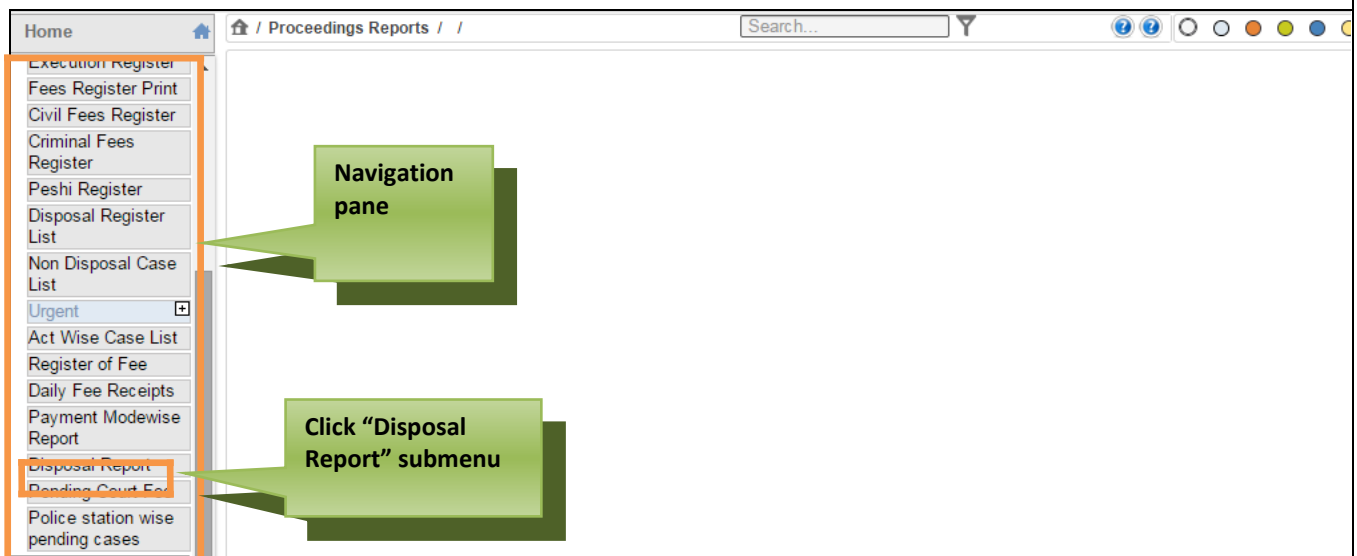
In this tab, you can mark the attendance of the **Parties** and the **Advocates**.

1. Select the check boxes of the **Parties** and their **Advocates** to mark their attendance.
2. Select the check box of **Called, In Progress,** or **Completed** to mark the status of the case.
3. Click **Submit** to save the information into the system. The system will display the message, **“Addition Successful”**.
4. **All the mandatory fields are marked with an asterix (\*). Please fill all mandatory fields.**
5. Once it is saved, the case will not be shown in the list box and will not be available in the proceedings option again.

## 5. Proceeding Reports

### 5.1. Disposal Report

This option provides the facility to generate the **Disposal Report**.



**Figure 30: Navigation for "Disposal Report" screen**

To access the **Disposal Report** screen, follow the steps given below:

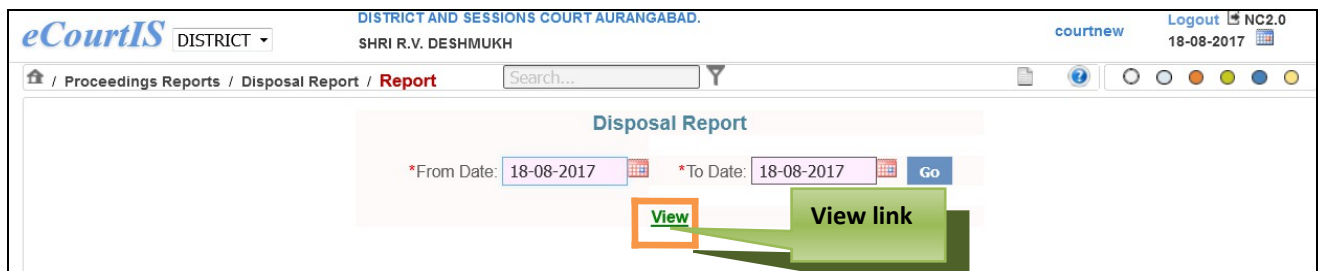
1. On the Navigation pane, click the **Proceedings Reports** menu.
2. Then, click **Disposal Report** sub menu. (Refer Figure Number 30)
3. When you click **Disposal Report** sub menu, the **“Disposal Report”** screen with current date in **From Date** and **To Date** fields is displayed. (Refer to Figure 31)



**Figure 31: Disposal Report screen**

### Procedure

1. By default, the current date is displayed in the **Today's Date** field.
2. You can change the date from the calendar control.
3. Click **Go** button, the system will load the **View link**. (Refer to Figure Number 32).
4. Click the **View link**. The Disposal Report for the selected period is displayed. (Refer to Figure 33)



**Figure 32: Disposal Report screen with View link**

**DISTRICT AND SESSIONS COURT AURANGABAD.**  
**IN THE COURT OF Principal District and Sessions Judge, Abad.**  
**SHRI R.V. DESHMUKH**  
**Disposal Register From Date:18-06-2017 To Date:18-08-2017**

S.No.	Case Type	Reg. No./Year	Date of Filing	Disposal Date	Disposal Type	Duration Y M D	Judgment	Judge Name
Disposal Nature:Contensted								
1	Civil M.A.	110/2017	20-03-2017	27-06-2017	JUDGMENT	00 03 08		SHRI R.V. DESHMUKH
2	Civil M.A.	100417/2012	03-10-2012	28-06-2017	JUDGMENT	04 08 29		SHRI R.V. DESHMUKH
3	Cri.M.A.	51/2017	21-02-2017	30-06-2017	JUDGMENT	00 04 08		SHRI R.V. DESHMUKH

**Figure 33: Disposal Report**

3. The report will display the details given below:

- S. No. (Serial Number)
- Case Type
- Registration Number/Year
- Date of Filing
- Disposal Date
- Disposal Type
- Duration Y M D (Year Month Day)
- Judgment
- Judge Name

**The mandatory field is marked with an asterisk(\*). Please fill the mandatory fields.**



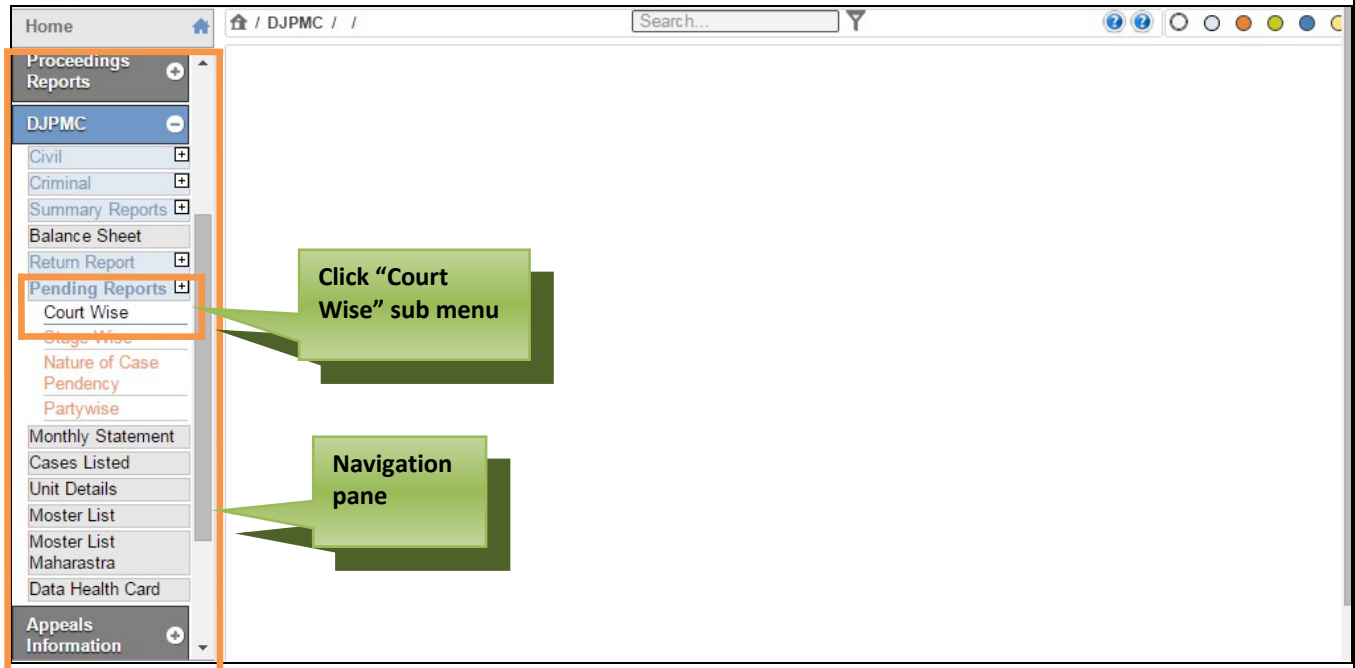
## 6. DJPMC

Several reports for managing pendency have been made available in the eCourtis. This option provides the facility to generate various reports such as Court Wise Pendency Report, Stage Wise Pendency Report, Nature of Case wise Pendency Report, Party Wise Pendency Report are generated through the following options.

These reports are generated for the purpose of monitoring the pending cases based on various parameters.

### 6.1.1. Court Wise Pending Report

This report generates **Court wise, Case type wise** (Civi or Criminal) list of pending cases.



**Figure 34: Navigation for "Court Wise Pendency Report" screen**

To access the **Court Wise** screen, follow the steps given below:

1. On the Navigation pane, click the **DJPMC** menu.
2. Then, click **Pending Reports** followed by **Court Wise** sub menu. **(Refer Figure Number 34)**
3. When you click **Court Wise** sub menu, the **"Court Wise Pendency Report"** screen is displayed.
4. You can view the **Court Wise Pendency Report** for **Civil** and **Criminal** cases. By default **Civil** is displayed as the selected option.
5. For **Criminal cases**, select the **Criminal** radio button. **(Refer to Figure Number 35 )**



**Figure 35: Court Wise Pendency Report screen**

6. Select the court number from the **Court Number** select box.

7. Select the radio button for **Criminal** option, if you want to view the **Court Wise Pendency Report** for Criminal Cases.
8. Select the case type from the **Case Type** select box.
9. Click **Go** button. The system will display the **View link**. (Refer to Figure Number 36 )



**Figure 36: Court Wise Pendency Report with View link**

10. Click the **View link**. The **Court Wise Pendency Report** for the current date is displayed. (Refer to Figure Number 37 )

S.No.	Case No.	Date of Filing	Applying Party Name	Defendant Party Name	Name of Advocate
1	Civil Appeal/100099/2007	09-04-2007	Nagpal Projects Construction Pvt Ltd	Municipal Corporation Aurangabad Ors	Vakil D.L.Vs Nehri S.R.
2	Civil Appeal/100317/2009	20-11-2009	Shaikh Aftab Ahmed Sk. Akhaq	Yakub Khan Muhammad Khan	Khan M.A.
3	Civil Appeal/100003/2010	28-12-2009	Shankarlal Papalal Jaiswal	Madanlal Shrikishanlal Jaiswal	Bhosale A.B.

**Figure 37: Court Wise Pending Report**

11. The report will display the details given below:
  - S. No. (Serial Number)
  - Case Number
  - Date of Filing
  - Applying Party Name

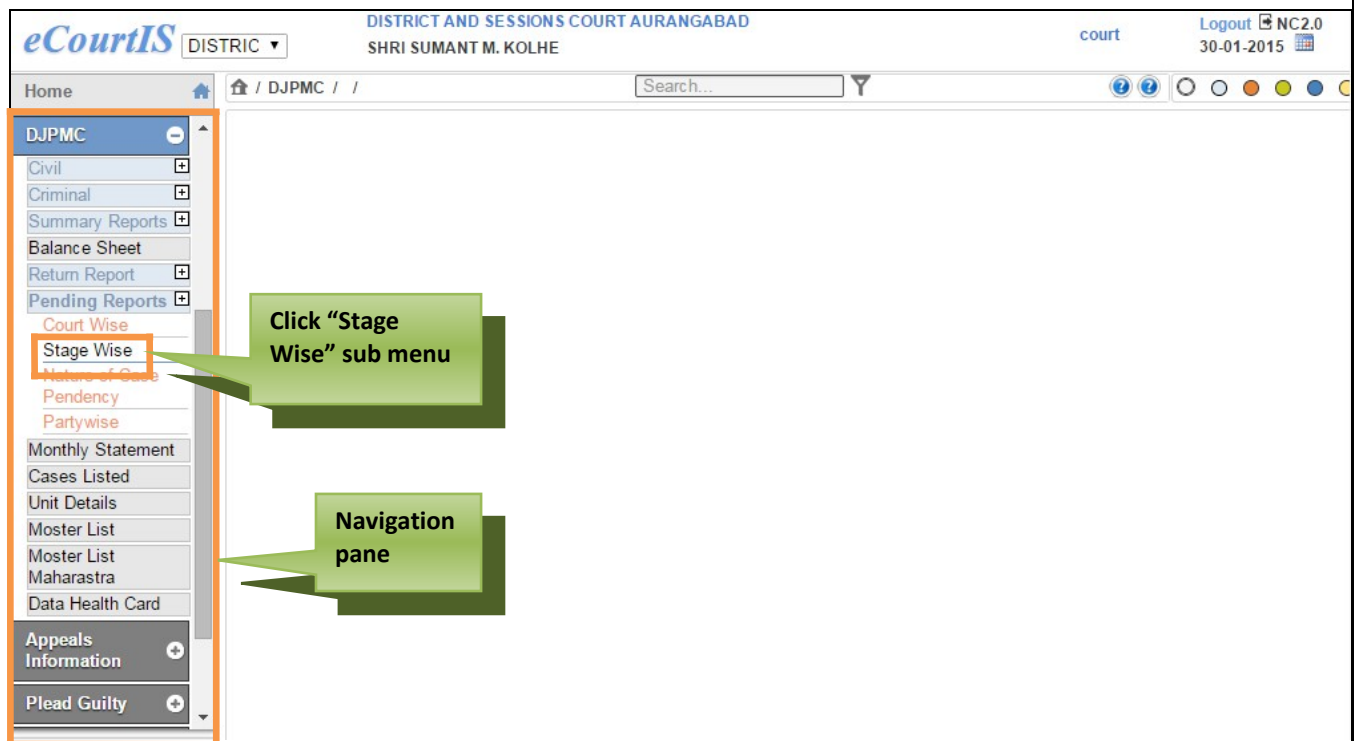
- Defendant Party Name
- Name of Advocate

12. **The mandatory field is marked with an asterix (\*). Please fill the mandatory fields.**

### 6.1.2. Stage Wise

This report generates the list of pending cases based on the **Stage/Purpose**. Those cases which are on the same stage for a very long period are shown in this report.

**For example**, Cases pending for submission of WS, Cases awaiting commissioner report.



**Figure 38: Navigation for "Stage Wise Pending Report" screen**

To access the **Stage Wise Pending Report** screen, follow the steps given below:

1. On the Navigation pane, click the **DJP/MC** menu.
2. Then, click **Pending Reports** sub menu followed by **Stage Wise** sub menu. **(Refer Figure Number 38)**
3. When you click **Stage Wise** sub menu, the **"Stage Wise Pending Report"** screen is displayed.

4. You can view the **Stage Wise Pending Report** for **Civil** and **Criminal** cases. By default Civil is displayed as the selected option.
5. For **Criminal cases**, select the **Criminal** radio button. (Refer to Figure Number 39 )

**Figure 39: Stage Wise Pending Report screen**

6. Select the **Court Number** from the **Court No. select box**.
7. By default **Civil** is displayed as the selected option, for **Criminal** cases, select the **Criminal** radio button.
8. Select **Purpose of Listing** from the **Purpose of listing select box**.
9. Click **Go** button. The system will load the **View link**. (Refer to Figure Number 40 )

**Figure 40: Stage Wise Pending Report screen with View link**

10. Click the **View link**. The **Stage Wise Pending Report** for the current date is displayed. (Refer to Figure Number 41)

**DISTRICT AND SESSIONS COURT AURANGABAD**  
**Principal District and Sessions Judge, Abad. / District Judge-5 and Addl. Sessions Judge, Abad. / District Judge-7 and Addl. Sessions Judge, Abad. / Principal District and Sessions Judge, Abad.**  
**SHRI R.V. DESHMUKH / SHRI A.N. KHADSE / SMT S.S. NAIR / SHRI T.V. NALAWADE**  
**cases on:31-12-2015**

S.No.	Case Type	Case No.	Pending Since	Next Date	Pending Period
<b>Stage:</b>	<b>Admission and Denial</b>		<b>Total(1)</b>		
1	Civil M.A.	100404/2015	31-12-2015	31-12-2015	0 years 0 month 0 days

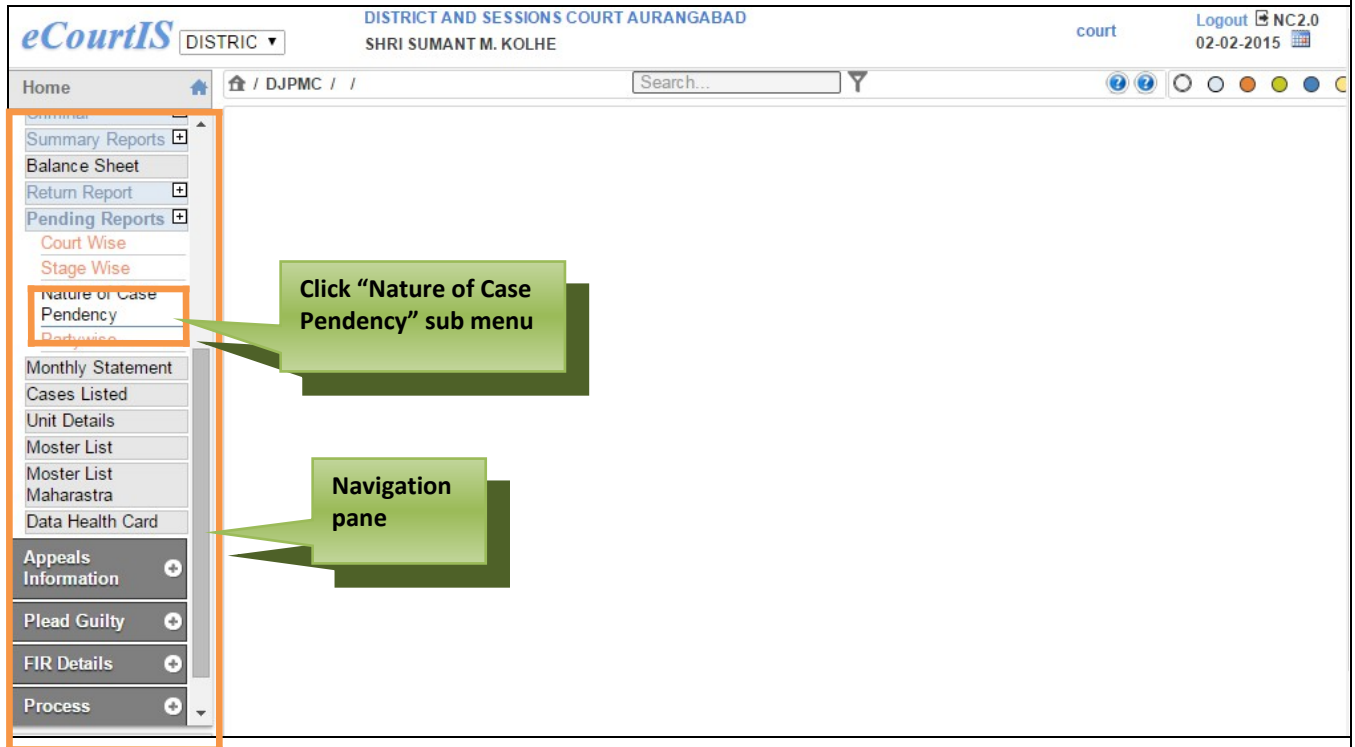
**Figure 41: Stage Wise Pending Report**

11. The report will display the details given below:

- S. No. (Serial Number)
- Case Type
- Case Number
- Pending Since
- Next Date
- Pending Period

**6.1.3. Nature of Case Pendency**

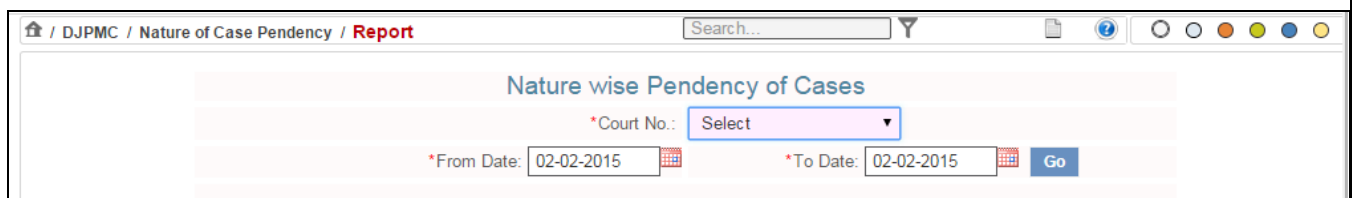
This report generates the nature wise pendency report. This report is generated for a given period.



**Figure 42: Navigation for "Nature Wise Pendency of Cases" screen**

To access the **Nature Wise Pendency of Cases** screen, follow the steps given below:

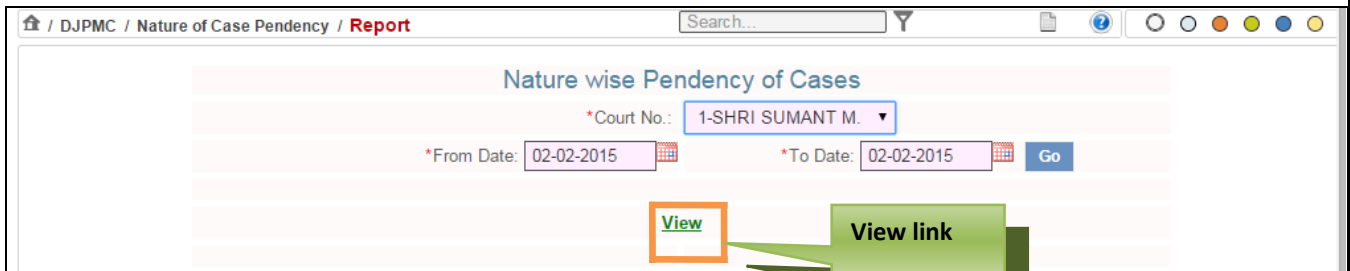
1. On the Navigation pane, click the **DJPMC** menu.
2. Then, click **Pending Reports** sub menu followed by **Nature of Case Pendency**. (Refer Figure Number 42)
3. When you click **Nature of Case Pendency** sub menu, the “**Nature Wise Pendency of Cases**” screen is displayed. (Refer to Figure Number 43 )
4. By default the current date is displayed in **From Date** and **To Date** fields. You can change the date from the calendar control.



**Figure 43: Nature Wise Pendency of Cases screen**

5. Select the court number from the **Court No.** select box.
6. To choose date other than the Current Date, select the **From Date** and **To Date** using the calendar control.

7. Click **Go** button. The system will load the **View link**. (Refer to Figure Number 44)



**Figure 44: Nature Wise Pendency of Cases screen with View link**

8. Click the **View link**, the system will display the **Nature Wise Pendency of Cases** report according to the selected period. (Refer to Figure Number 45 )

S.No.	Case Type	Nature	Filing	Disposal	Pending
<b>Civil M.A.</b>					
1		Condonation of Delay	0	0	0
2		Restoration	0	0	0
3		Transfer Petition	0	0	14
		<b>Sub Total:</b>	<b>0</b>	<b>0</b>	<b>14</b>
<b>M.A.C.P.</b>					
1		U/sec 166 M.V. Act.	0	0	61
2		U/sec 163-A M.V. Act.	0	0	2
		<b>Sub Total:</b>	<b>0</b>	<b>0</b>	<b>63</b>
<b>Sessions Case</b>					
1		302 IPC Cases	0	0	19
2		Other than 302 IPC	0	0	5
3		Women Atrocities	0	0	3
4		Other than IPC Case	0	0	0
		<b>Sub Total:</b>	<b>0</b>	<b>0</b>	<b>27</b>
<b>Cri.Appeal</b>					
1		Against Judgment of Asstt. Sessions Judge	0	0	0
2		Against Judgment of J.M.F.C.	0	0	6
		<b>Sub Total:</b>	<b>0</b>	<b>0</b>	<b>6</b>
<b>Cri.M.A.</b>					
1		Transfer Petition	0	0	8
2		Relaxation of Condition	0	0	0
3		Condonation of Delay	0	0	2

**Figure 45: Nature Wise Pendency of Cases Report**

9. The report will display the details given below:

- S. No. (Serial Number)
- Case Type
- Nature
- Filing
- Disposal

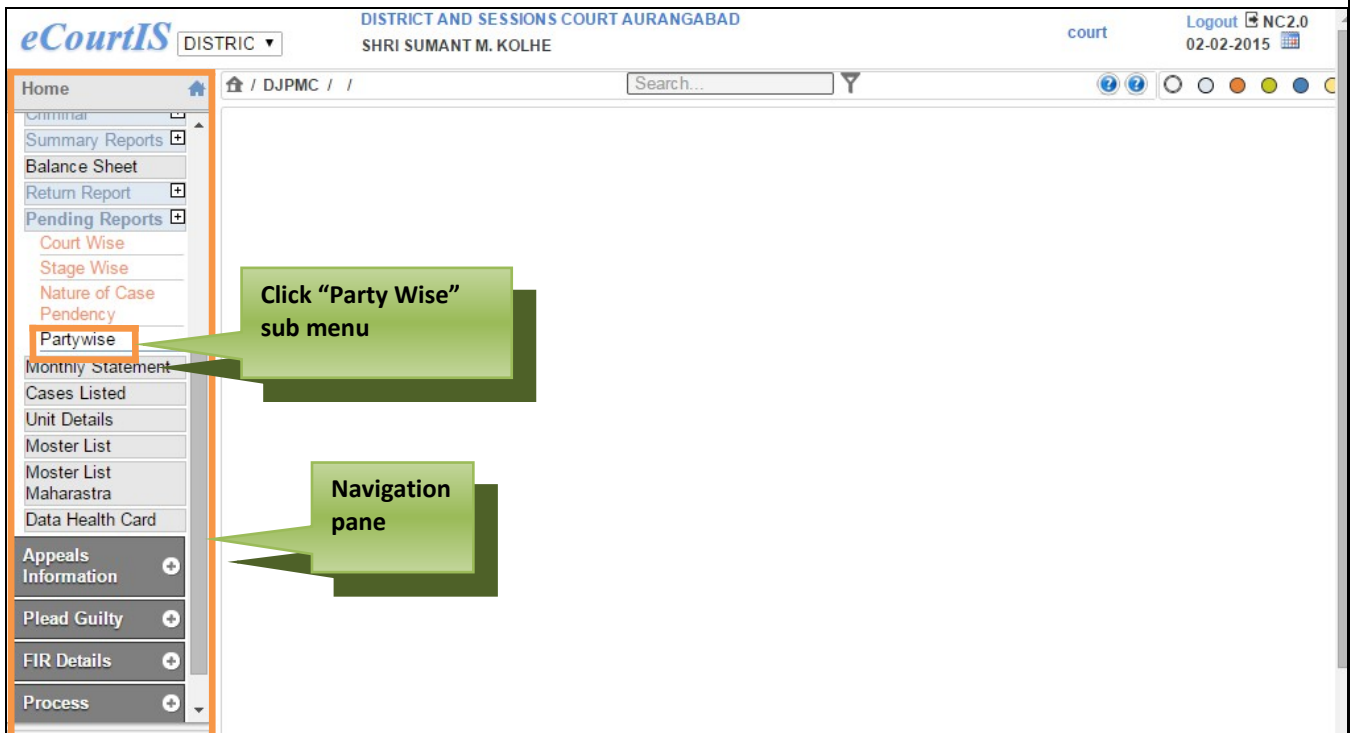


- Pending

10. **The mandatory field is marked with an asterix (\*). Please fill the mandatory fields.**

#### 6.1.4. Party Wise

This report generates party wise list of pending cases.



**Figure 46: Navigation for "Party Wise Pendency Report" screen**

To access the **Party Wise Pendency Report** screen, follow the steps given below:

1. On the Navigation pane, click the **DJPMC** menu.
2. Then, click **Pending Reports** sub menu followed by **Party Wise**. (Refer Figure Number 46)
3. When you click on **Party Wise** sub menu, the "**Party Wise Pendency Report**" screen is displayed. (Refer to Figure Number 47)
4. You can view the **Party Wise Pending Report** for **Civil** and **Criminal** cases. By default Civil is displayed as the selected option.
5. For **Criminal cases**, select the **Criminal** radio button.

**Figure 47: Party Wise Pendency Report screen**

6. Select the court number from the **Court No.** select box.
7. Enter the party name in the **Party Name** select box.
8. By default the Civil option is selected. If you want to view the report for Criminal cases; select the radio button for **Criminal**.
9. Select the purpose of listing from the **Purpose of Listing** select box.
10. Select **From Date** and **To Date** from the calendar control.
11. Click **Go** button. The system will load the **View link**. (Refer to Figure Number 48 )

**Figure 48: Party Wise Pendency Report screen**

12. Click the **View link**. The **Party Wise Pendency Report** is displayed. (Refer to Figure Number 49 )
13. *The mandatory field is marked with an asterix (\*). Please fill the mandatory fields.*

**DISTRICT AND SESSIONS COURT AURANGABAD  
IN THE COURT OF: SHRI S.L. PATHAN  
Principal District and Sessions Judge, Abad.  
Party wise Pendency Report From:21-12-2014 To: 21-12-2015**

---

**Stage:Appearance 67**

**Applying Party Name:Kachru Patilba Shirsath VS Suryabhan Dhondiba Gaike**

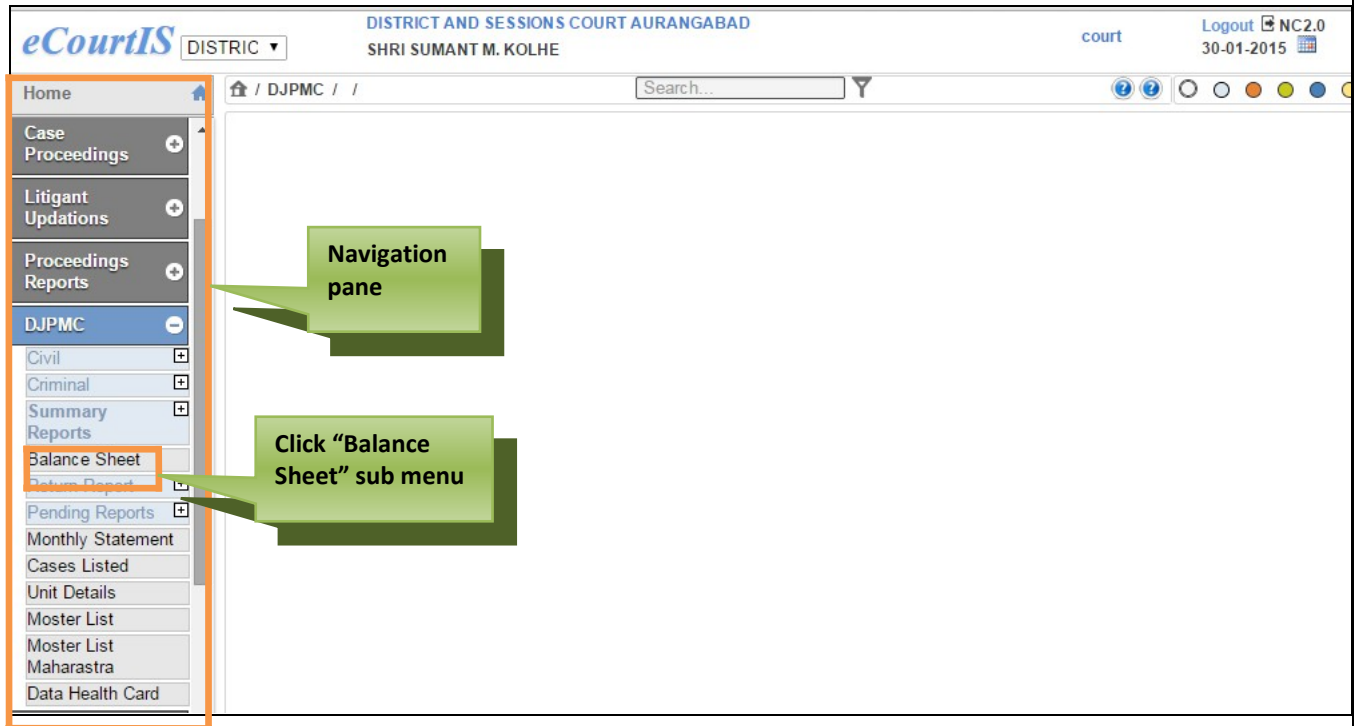
<b>Case No.</b>	<b>Date of Filing</b>	<b>Date of Filing</b>
Civil M.A./100297/2015	10-09-2015	02-12-2015

**Stage:Steps\_Unready 29**

**Figure 49: Party Wise Pendency Report**

## **6.2 Balance Sheet**

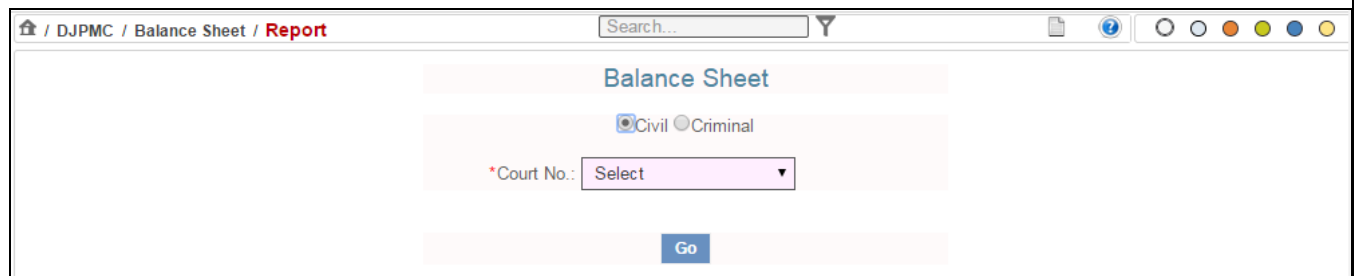
This option provides the facility to generate the **Balance Sheet (Current Pendency)** of the court. The list of cases pending as on date in a particular court is generated. The report is generated **Case Type wise, Case Nature wise, and Year wise.** Classification based on **Ready (R), Unready (U) and Stayed** matters is also generated. At the end of the **Balance Sheet, Case Type wise, Year wise** summary is also generated.



**Figure 50: Navigation for "Balance Sheet" screen**

To access the **Balance Sheet** screen, follow the steps given below:

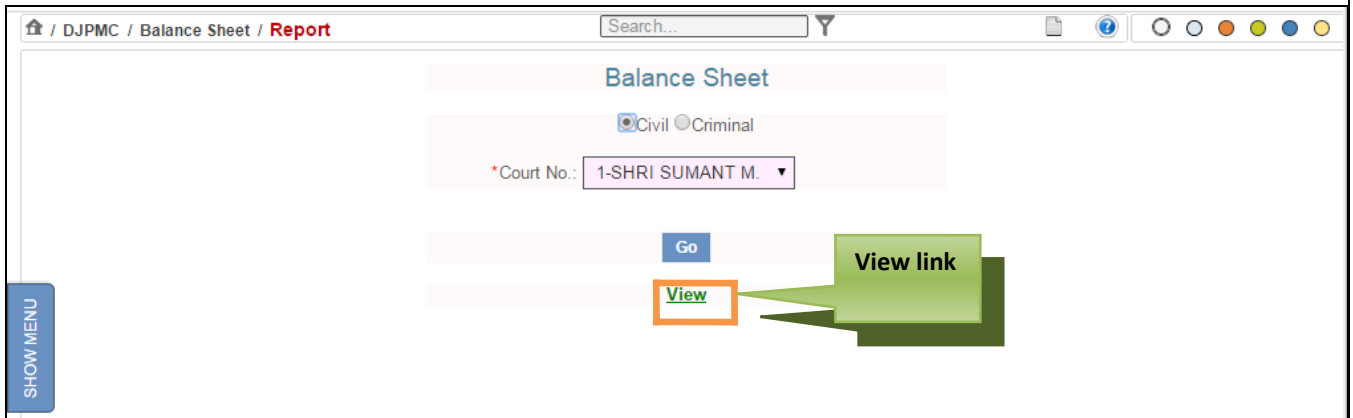
1. On the Navigation pane, click the **DJP/MC** menu.
2. Then, click **Balance Sheet** sub menu. **(Refer Figure Number 50).**
3. When you click **Balance Sheet** sub menu, the "**Balance Sheet**" screen is displayed. **(Refer to Figure Number 51).**
4. You can view the **Balance Sheet** for **Civil** and **Criminal** cases.
5. By default **Civil** is displayed as the selected option. For **Criminal** cases, select the **Criminal** radio button.



**Figure 51: Balance Sheet screen**

6. The system will load the cases according to the selection of **Civil** or **Criminal** cases.

7. Select the court number from the **Court No.** select box.
8. Click **Go** button. The system will load the **View link**. (Refer to Figure Number 52).



**Figure 52: Balance Sheet screen with View link**

9. Click the **View link**. The system will load the **Balance Sheet** of the current date. (Refer to Figure Number 53)
10. The **Balance Sheet Report** displays the total count of each **Case Type** pending in the particular **Court No.**
11. It also displays the classification based on **Ready (R)**, **Unready (U)** and **Stayed** matters.

**DISTRICT AND SESSIONS COURT AURANGABAD**  
**IN THE COURT OF:SHRI SUMANT M. KOLHE**  
**IN THE COURT OF:Principal District and Sessions Judge, Abad.**  
**Balance SheetAs on Date :30-01-2015**

---

**Civil Appeal(90)**

<b>2007(1)</b>						
R(1)	100099					
<b>2009(1)</b>						
R(1)	100317					
<b>2010(24)</b>						
R(22)	100003	100008	100025	100031	100037	100045
	100066	100075	100082	100108	100124	100127
	100213	100215	100249	100251	100256	100258
	100267	100279	100285	100326		
U(2)	100040	100301				
<b>2011(21)</b>						
R(19)	100025	100044	100061	100075	100104	100130
	100174	100175	100193	100201	100225	100226
	100227	100250	100255	100273	100275	100305
	100332					
U(2)	100216	100217				
<b>2012(15)</b>						

**Figure 53: Balance Sheet Report**

12. The **Balance Sheet** also displays the **Summary** of the total cases. (Refer to **Figure Number 54**).

**DISTRICT AND SESSIONS COURT AURANGABAD**  
**IN THE COURT OF:SHRI SUMANT M. KOLHE**  
**IN THE COURT OF:Principal District and Sessions Judge, Abad.**  
**Balance SheetAs on Date :30-01-2015**

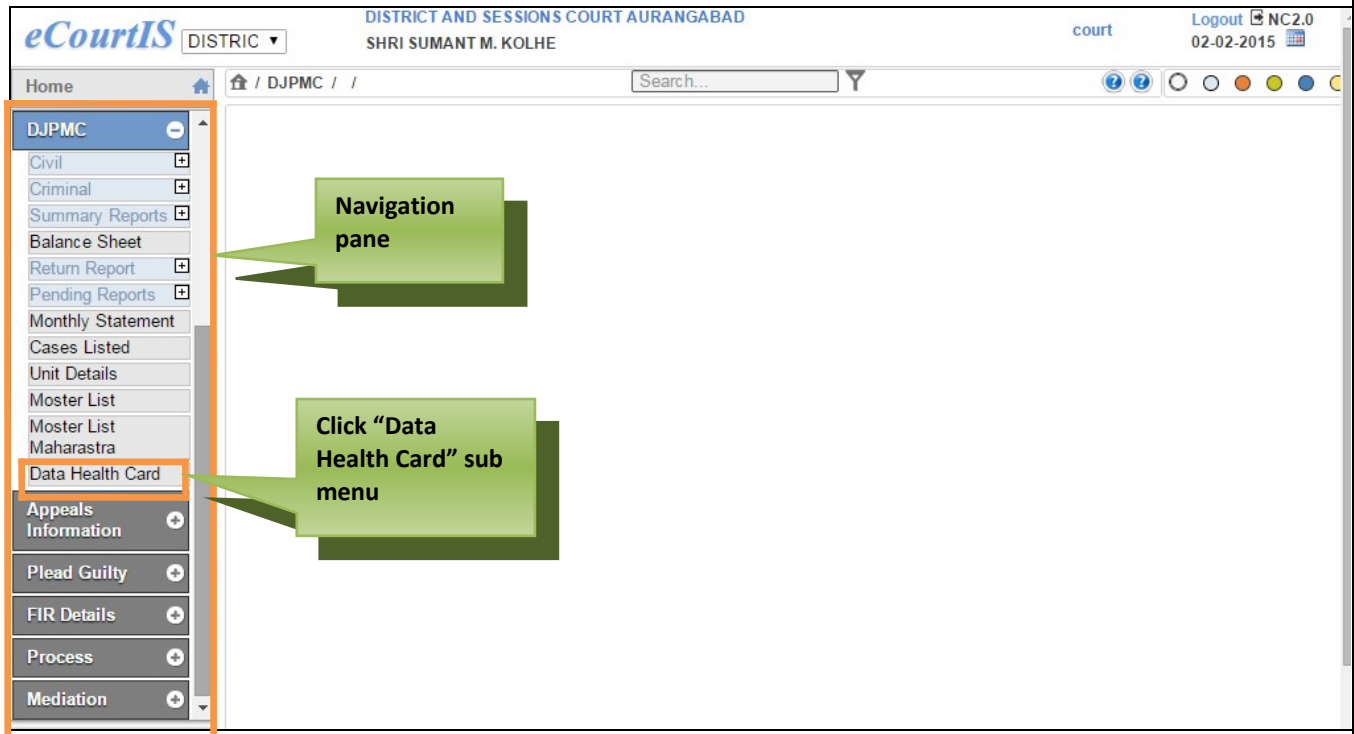
---

**Summary of Balance Sheet**

Case Type	Year	Ready	Unready	Stayed	Not Defined	Total
Civil Appeal(90)	2007	1	0	0	0	1
	2009	1	0	0	0	1
	2010	22	2	0	0	24
	2011	19	2	0	0	21
	2012	12	3	0	0	15
	2013	15	12	0	0	27
	2014	1	0	0	0	1
	<b>Total</b>	71	19	0	0	90
Civil M.A.(55)						
Transfer Petition	2014	4	4	0	0	8
	2015	0	6	0	0	6
Civil M.A.Other	2009	0	1	0	0	1
	2010	0	1	0	0	1

**Figure 54: Balance Sheet (Summary)**

### 6.3 Data Health Card



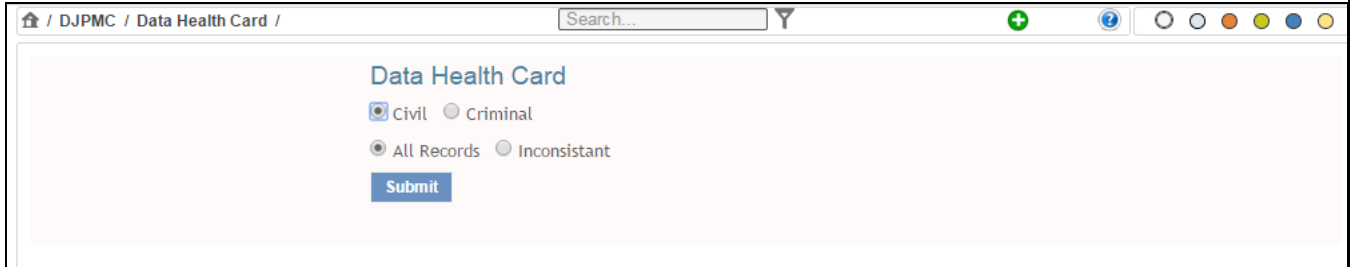
**Figure 55: Navigation for "Data Health Card" screen**

To generate various reports, monitor pendency and to provide services to Advocates and Litigants, data should be entered properly. It is possible that the data of the cases may have been missed while entering or incorrectly entered. Data Health Card provides the facility to get the glimpse of case wise correctness of the data and also prompt for missing data. The Cases can be noted and the Data can be updated.

To access the **Data Health Card** screen, follow the steps given below:

1. On the Navigation pane, click the **DJPMC** menu.
2. Then, click **Data Health Card** sub menu. **(Refer Figure Number 55)**
3. When you click **Data Health Card** sub menu, the "**Data Health Card**" screen is displayed.
4. You can view the **Data Health Card** for **Civil** and **Criminal** cases. By default **Civil** is displayed as the selected option.
5. For Criminal cases, select the **Criminal** radio button.

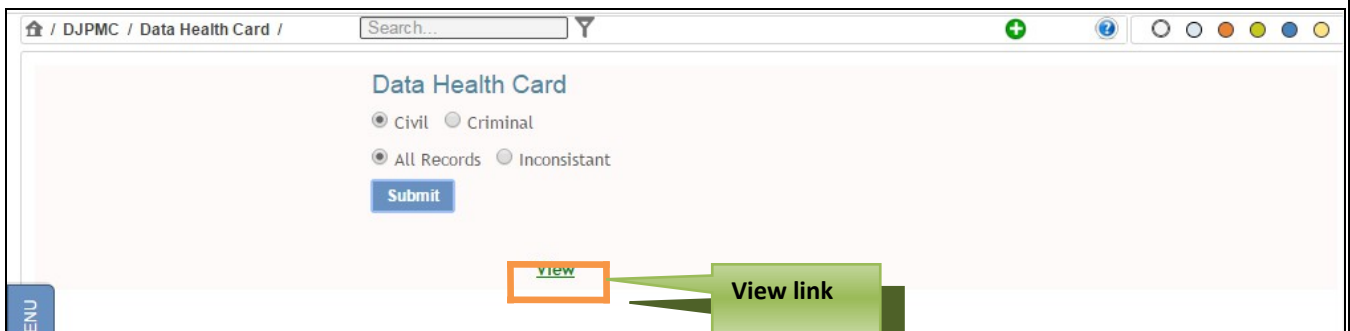
6. Also, you can view the **Data Health Card** for **Inconsistent** and **All Records**. By default All Records is displayed as the selected option. **(Refer to Figure Number 56)**



**Figure 56: Data Health Card screen**

### Procedure

1. By default **Civil** is displayed as the selected option. For **Criminal** cases, select the radio button for Criminal.
2. By default, **All Records** is displayed as the selected option. For **Inconsistent** option, select the Inconsistent radio button.
3. Click **Submit button**. The system will load the **View link**. **(Refer to Figure Number 57)**



**Figure 57: Data Health Card screen with View link**

4. Click **View link**. The Data Health Card report is displayed. **(Refer to Figure Number 58)**



Click for Case History of the case

Data Health Card												
	Case No.	Date of Registration	No. of Parties	No. of Parties With Single Word	Address	Advocate	Advocate Code codes	Act	Section	Nature	LNo. of Parties	पक्ष
1	<a href="#">Civil Appeal/100099/2007</a>	10-04-2007	10		10	2	2	1	1		10	10
2	<a href="#">Civil Appeal/100317/2009</a>	05-12-2009	4		4	1	1	1	1		4	4
3	<a href="#">Civil Appeal/100008/2010</a>	06-01-2010	2		2	2	1	1	1		2	2
4	<a href="#">Civil Appeal/100025/2010</a>	19-01-2010	3		3	2	1	1	1		3	3
5	<a href="#">Civil Appeal/100037/2010</a>	30-01-2010	5		5	2	1	1	1		5	5
6	<a href="#">Civil Appeal/100040/2010</a>	02-02-2010	10		10	2	2	1	1		10	10
7	<a href="#">Civil Appeal/100045/2010</a>	06-02-2010	3		3	2	1	1	1		3	3

**Figure 58: Data Health Card report**

5. The report will display the details given below:

- Sr. No. (Serial Number)
- Case No. (Case Number)
- Date of Registration
- No. of Parties
- Number of Parties With Single Word
- Address
- Advocate
- Advocate Code codes
- Act
- Section
- Nature
- No. Of Parties in local language
- Address in local language

In the above figure 208, see the Sr. No. 3 , Case Civil Appeal/100008/2010 , here the No. of Advocates are 2 , but data of Advocate Codes is not updated for both the advocates , hence the Advocates 2 is displayed in “RED” colour.

This means that the data entered is inconsistent.

6. Each **Case No.** is displayed as a hyperlink [Civil Appeal/100037/2009](#). When you click this link the Case History of that particular case is displayed. [Refer to Figure 5 for Case History.](#)

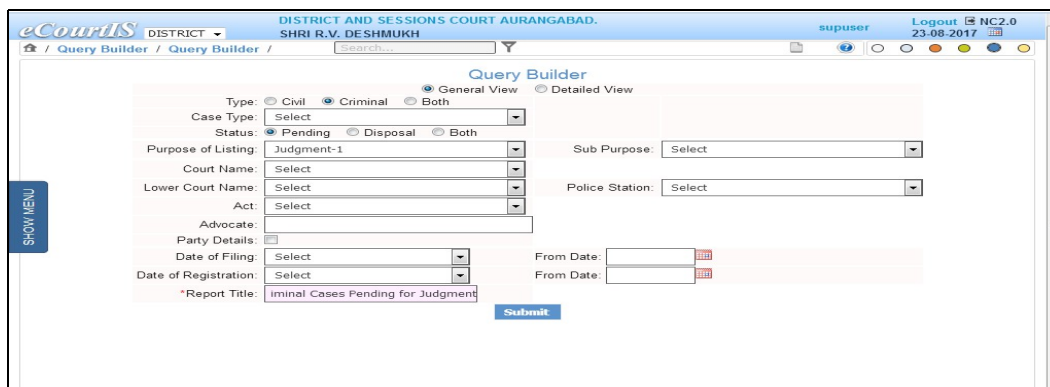
## 7. Query Builder

Most often pendency or disposal of the cases is monitored based on various parameters. The parameters are not known in advance. However the end result is the requirement of count of the cases and list of the cases satisfying the query raised by management. **Query Builder** is a dynamic and powerful tool that satisfies most of the requirements of Judicial Management and answers many simple and complex queries instantly. The tool can be used for various purposes and is easy to use. Following examples will help understand how query builder answers the commonly raised queries.

### Query no. 1: How many Criminal Cases are pending for Judgment?

#### Procedure

1. Select the type radio button 'Criminal'
2. Select the status radio button 'Pending'
3. Select the Purpose of Listing 'Judgment'
4. Give the report title as ' List of Criminal Cases Pending for Judgment'



The screenshot displays the eCourtIS Query Builder interface for the District and Sessions Court Aurangabad. The user is logged in as 'supuser' on 23-08-2017. The interface shows the following configuration for the query:

- Type:  Criminal
- Case Type: Select
- Status:  Pending
- Purpose of Listing: Judgment-1
- Court Name: Select
- Lower Court Name: Select
- Act: Select
- Advocate: [Empty]
- Party Details:
- Date of Filing: Select
- Date of Registration: Select
- From Date: [Empty]
- From Date: [Empty]
- Sub Purpose: Select
- Police Station: Select
- Report Title: Criminal Cases Pending for Judgment

A 'Submit' button is visible at the bottom of the form.

Figure 59: Query No.1 Selection

eCourts DISTRICT SHRI R.V. DESHMUKH supuser Logout NC2.0 23-08-2017

Home / Query Builder / Query Builder / Search...

[Back](#)

List of Criminal Cases Pending for Judgment  
Total Number of Records: 9

Show 10 entries

Sr. No.	Case No.	Petitioner Name Vs Respondent Name	Date of Registration	Next Date
1	<a href="#">SplCase ACB/100016/2004</a>	The State Vs Roorprao	03-09-2004	29-08-2017
	<a href="#">Sessions Case/117/2016</a>	State of Maharashtra Vs Madansing Mannusing Jarwal	25-04-2016	18-08-2017
	<a href="#">CriAppeal/102/2016</a>	Pareshkumar Rajeshkumar Khandelwal Vs State of Maharashtra	19-05-2016	22-08-2017
4	<a href="#">Sessions Case/100233/2006</a>	State of Maharashtra Vs Nabarao Eknath Chavan Ors 32	07-12-2006	16-08-2017
5	<a href="#">CriAppeal/100137/2014</a>	Sachin Dinkar Thakre Vs State of Maharashtra	20-09-2014	18-08-2017
6	<a href="#">Sessions Case/100311/2012</a>	The State of Maharashtra Vs Pandit Pandu Jadhav and Oth	16-08-2012	16-08-2017
7	<a href="#">Sessions Case/180/2016</a>	State of Maharashtra Vs Jijabai Ramdas Shinde	11-08-2016	16-08-2017
8	<a href="#">CriRevApp/182/2017</a>	Pradeep Balaji Motorwar Vs State of Maharashtra	03-08-2017	14-08-2017
9	<a href="#">Sessions Case/272/2016</a>	State of Maharashtra Vs Kailas Baburao Kotkar	06-10-2016	17-08-2017

Showing 1 to 9 of 9 entries Previous Next

**Figure 60 : Result of Query No. 1**

Similarly we can find cases pending for charge, written statement, or any other stage either for Civil, Criminal or both.

**Query no. 2: How many 6 Years old Cases are pending for Judgment?**

**Procedure**

- 1. Select the status radio button 'Pending'**
- 2. Select the Purpose of Listing 'Judgment'**
- 3. Select the Date of Filing 'less than' from date '01-08-2011'**
- 4. Give the report title as ' List of 6 year old Pending Cases, for Judgment'**

The screenshot shows the eCourtIS Query Builder interface for the District and Sessions Court Aurangabad. The user is logged in as 'supuser' on 23-08-2017. The interface includes a search bar and a 'Query Builder' section with the following settings:

- Type:  Civil  Criminal  Both
- Case Type: Select
- Status:  Pending  Disposal  Both
- Purpose of Listing: Judgment-1
- Sub Purpose: Select
- Court Name: Select
- Lower Court Name: Select
- Police Station: Select
- Act: Select
- Advocate: [Empty field]
- Party Details:
- Date of Filing: Less Than
- From Date: 01-08-2011
- Date of Registration: Select
- From Date: [Empty field]
- Report Title: [Empty field]

A 'Submit' button is located at the bottom right of the form.

**Figure 61: Query no. 2 Selection**

The screenshot shows the eCourtIS Query Builder interface displaying the results of Query no. 2. The results are shown in a table with the following columns: Sr. No., Case No., Petitioner Name Vs Respondent Name, Date of Registration, and Next Date. The table contains 4 entries.

Sr. No.	Case No.	Petitioner Name Vs Respondent Name	Date of Registration	Next Date
1	SpICase ACB/100016/2004	The State Vs Rooprao	03-09-2004	29-08-2017
	RCA/100112/2010	Maruti Laxman Mhaske Vs Satish Gangaram Jaikar	27-04-2010	16-08-2017
	RCA/100196/2009	Deorao Sandu Dandge Vs Ramlal Bhikha Mangurale	04-08-2009	17-08-2017
	Sessions Case/100233/2006	State of Maharashtra Vs Nabarao Eknath Chavan Ors 32	07-12-2006	16-08-2017

The table is displayed with 10 entries per page. The total number of records is 4. The interface includes a 'Back' button and 'Previous' and 'Next' navigation buttons.

**Figure 62: Result of Query no.2**

**Query no.3: How many 5 Year Old pending Cases are arising from a Particular Police Station?**

**Procedure**

- 1. Select the status radio button 'Pending'**
- 2. Select the Police Station 'City Chowk'**
- 3. Select the Date of Filing 'less than' from date '01-08-2012'**
- 4. Give the report title as ' List of 5 year old Pending Cases, from City Chowk Police station'**

The screenshot shows the eCourtIS Query Builder interface. The browser address bar indicates the user is logged in as 'supuser' on '23-08-2017'. The page title is 'DISTRICT AND SESSIONS COURT AURANGABAD. SHRI R.V. DESHMUKH'. The 'Query Builder' section is active, showing various filters. The 'Type' is set to 'Both'. The 'Status' is set to 'Pending'. The 'Date of Filing' is set to 'Less Than' with a date of '01-08-2012'. The 'Police Station' is set to 'CITY CHOWK-1'. The 'Report Title' field is empty. A 'Submit' button is visible at the bottom right of the form.

**Figure 63: Query no.3 Selection**

Back

List of Cases arising out of City Chowk Police Station  
Total Number of Records: 17

Sr. No.	Case No.	Petitioner Name Vs Respondent Name	Date of Registration	Next Date
1	Spl Case MSEB/100202/2008	State of Maharashtra Vs Kaduba Shyamrao Awhad	06-11-2008	01-09-2017
2	Spl Case MSEB/100195/2009	Maharashtra State Elec Dist Co Ltd Abad Vs Bhagwan Senaji Devkar	16-12-2009	06-09-2017
3	Sessions Case/100244/2010	The State of Maharashtra Vs Sk Irshad Sk Ekbal Ahmed	11-08-2010	17-08-2017
4	Sessions Case/100375/2010	The State of Maharashtra Vs Abdul Hafiz Abdul Kasim Shaikh	22-11-2010	17-08-2017
5	SplCase ACB/100004/2011	The State of Maharashtra Vs Vitthal Sitaram Sulane	15-01-2011	24-08-2017
6	NDRPS 5 Case/100003/2011	The State of Maharashtra Vs Sk Kayyum Sk Ahmed	23-08-2011	28-08-2017
7	Sessions Case/100341/2011	The State of Maharashtra Vs SKMujib Manju SikHabbib	25-08-2011	23-08-2017
8	Sessions Case/100347/2011	The State of Maharashtra Vs Gautam Kachru Pagare	03-09-2011	22-08-2017
9	Sessions Case/100353/2011	The State of Maharashtra Vs MohdFarooq MohdSiddique	12-09-2011	06-09-2017
10	Sessions Case/100400/2011	The State of Maharashtra Vs Gurubochan Kairuram Sersawal	12-10-2011	16-08-2017

Showing 1 to 10 of 17 entries

Activate Windows  
Go to Settings to activate Windows.

Figure 64: Result of Query no.3

**Query no. 4: How many Appeals are pending from some a particular Subordinate Court?**

**Procedure**

1. Select the status radio button 'Pending'
2. Select the Subordinate Court '2 nd Jt. Civil Judge J.D. J.M.F.C. Vaijapur'
3. Give the report title as ' List of Pending Appeals, from '2 nd Jt. Civil Judge J.D. J.M.F.C. Vaijapur' Subordinate Court

Query Builder

Type:  Civil  Criminal  Both

Case Type: Select

Status:  Pending  Disposal  Both

Purpose of Listing: Select

Court Name: Select

Lower Court Name: 2nd Jt. Civil Judge J.D. J.M.F.C. Vaijapur

Advocate: Select

Party Details: Select

Date of Filing: Select

Date of Registration: Select

\*Report Title: Appeals arising out of JMFc Vaijapur

Sub Purpose: Select

Police Station: Select

From Date: Select

From Date: Select

Submit

Figure 65: Query no.4 Selection

Back

List of Appeals arising out of JMFC Vijapur  
Total Number of Records: 6

Show 10 entries

Sr. No.	Case No.	Petitioner Name Vs Respondent Name	Date of Registration	Next Date
1	RCA/100431/2012	Rajaram Vitthal Walunj Vs Rangnath Gangadhar Mote	07-07-2012	18-08-2017
2	RCA/100432/2012	Rajaram Vitthal Walunj Vs Rangnath Gangadhar Mote	07-07-2012	17-08-2017
3	RCA/100187/2013	Saraswatibai Kakasaheb Aher Vs Parasram Shriram Thorat	02-09-2013	16-09-2017
4	Civil MA/219/2017	Sudhakar Kachru Ghuge Vs Ambaji Mahadu Mugale	24-07-2017	16-09-2017
5	RCA/100199/2015	Vishnu Shidhar Mehunkar Vs Pandit Marotrao Kahirsagar	02-09-2015	23-08-2017
6	MCA/133/2016	Kachru Timbak Soode Vs Ambarsingh Pachiram Birrot	24-08-2016	14-08-2017

Showing 1 to 6 of 6 entries

Previous Next

**Figure 66: Result of Query no.4**

**Query no.5: How many Criminal Appeals are pending against Judgment of a particular subordinate court?**

#### Procedure

1. Select the type radio button 'Criminal'
2. Select the Case type 'Cri. Appeal'
3. Select the Status radio button 'Pending'
4. Select the Nature 'Against Judgment of J.M.F.C.'
5. Give the report title as 'List'.

Figure 67 : Query no.5 selection

Sr. No.	Case No.	Petitioner Name Vs Respondent Name	Date of Registration	Next Date
1	CriAppeal/100007/2015	State of Maharashtra Vs Jagdish Badinath Vyawahare	08-01-2015	30-08-2017
2	CriAppeal/100078/2013	The State of Maharashtra Vs Balu Ramrao Birare	02-04-2013	16-08-2017
3	CriAppeal/2/2016	Kailash Mohanlal Agrawal Vs State of Maharashtra	04-01-2016	19-08-2017
4	CriAppeal/100005/2015	Pankaj Shiram Chavan Vs State of Maharashtra	03-01-2015	14-08-2017
5	CriAppeal/1/2017	Ritesh @ Golu Shantilal Agrawal Vs State of Maharashtra	06-01-2017	23-08-2017
6	CriAppeal/100008/2014	Rajesh Madhukarrao Dahiwalkar Vs The State of Maharashtra	07-01-2014	22-09-2017
7	CriAppeal/3/2016	Yograj Santiram Akolkar Vs Mahadeo Ganesh Thatta	05-01-2016	18-08-2017
8	CriAppeal/100012/2014	Hiraman Subhaj Ubate Vs The State of Maharashtra	08-01-2014	22-08-2017
9	CriAppeal/100104/2013	Shaikh Riyaz Sk Hussain Vs Taslimbano Shaikh Riyaz	03-05-2013	29-08-2017
10	CriAppeal/100009/2014	Anil Sukhdeo Shejwal Vs The State of Maharashtra	07-01-2014	24-08-2017

Figure 68: Result of Query no. 5

**Query no.6: How many Civil Appeals are pending which are filed by Senior Citizen Women?**

**Procedure**

1. Select the type radio button 'Civil'
2. Select the Case type 'R.C.A.'
3. Select 'Party Details'
4. Select 'Petitioner'
5. Select the Age 'Greater than ' enter 60
6. Give the report title as 'List'.



Figure 69: Query no.6 selection

Sr. No.	Case No.	Petitioner Name Vs Respondent Name	Extra Parties (PIR)	Date of Registration	Next Date
1	RCA/100019/2011	Ayyubkhan Chandkhan Vs Muzammil Khan Chandkhan	Sugrabi Bismillahkhan(EP)	12-01-2011	14-08-2017
2	RCA/100360/2000	Elumilla Begum Alauddin Khan Vs Maimuna Begum Shaikh Raheman		12-10-2000	31-06-2017
3	RCA/100022/2006	Vimalbai Ratanlal Jain Vs Mohd Shabir Mohd Karim		22-01-2008	24-06-2017
4	RCA/100050/2011	Anysayabai Babulal Kothari Vs Madannishan Gopalprasad Dube Deceased	Sidharth Nandkumar Ghodle(EP)	28-01-2011	01-09-2017
5	RCA/100056/2010	Gangubai Pralhad Dahihande Vs Uttam Sandeji Gajre		18-02-2010	28-09-2017
6	RCA/100121/2007	Maimunabegum Shaikh Raheman Vs Mohammad Mustaq @ Mastu Md Isaaq Ors		07-06-2007	30-08-2017
7	RCA/100150/2009	Madhurabai Supadu Bangare Vs Mathiyabai Supadu Bangare	Narayan Supadu Bangare(EP)	16-06-2009	14-08-2017
8	RCA/100155/2009	Shalinibai Vasantrao Gajre Vs Ajay Vasantrao Gajre		17-06-2009	22-08-2017
9	RCA/100204/2011	Babu Kashiram Rathod Vs Chagan Lala Rathod	Chababai Jetha Rathod(EP)	18-06-2011	14-08-2017
10	RCA/100205/2011	Yaseen Khan Munirika Pathan Died Vs Shamsher Khan Sardarkhan Pathan	Marvambi Yaseen Khan Pathan(EP)	20-06-2011	22-08-2017

Figure 70: Result of Query no.6

**Query no. 7: How many Civil Appeals filed by Women are pending who are Senior Citizens or have now turned Senior Citizens (at the time of filing may not be senior citizen).**

**Procedure**

1. Select the type radio button 'Civil'
2. Select the Case type 'R.C.A.'
3. Select 'Party Details'
4. Select 'Petitioner'
5. Select the Gender 'Female'

6. Select the Age ' Greater than ' enter 60

7. Check Current Age

8. Give the report title as 'List'.

The screenshot shows the 'Query Builder' interface in the eCourtIS system. The 'Type' is set to 'Civil', 'Status' to 'Pending', and 'Nature' to 'Select'. Under 'Party Details', 'Gender' is set to 'Female'. Under 'Organisation Details', 'Age' is set to 'Greater Than 60' and 'Current Age' is checked. The 'Report Title' is set to 'List'. The 'Submit' button is visible at the bottom right.

Figure 71: Result of Query no.7

The screenshot shows the 'Result of Query no. 7' in the eCourtIS system. The table displays 6 records with columns for Sr. No., Case No., Petitioner Name Vs Respondent Name, Extra Parties (PR), Date of Registration, and Next Date.

Sr. No.	Case No.	Petitioner Name Vs Respondent Name	Extra Parties (PR)	Date of Registration	Next Date
1	RCA/100001/2012	Ganpat Manohar Wagh Vs Bhagirathi Saranghar Salunke	Panghabai Murkhar Salunke (ER), A. Gangubai Narayan Machave (ER)	02-01-2012	01-09-2017
2	RCA/100035/2006	Mohd Yusuf Mohd Ismail Vs Karimunnisa Begum Ahmedkhan	Sayedabegum Mohd. Ibrahim(EP), Arif Khan, Ahmed Khan(ER), Zafar Khan, Ahmed Khan(ER), Ali Mohd. Khan, Ahmed Khan(ER), Larika Khatoon Wahed Mir Khan(ER), Sharifa Khatoon Abdul Rahim(ER)	24-01-2006	24-08-2017
3	RCA/100226/2011	Sunil Kalyan Bhale Vs Kamalabai Kalyan Bhale	Babitabai Kalyan Bhale(EP), Shobhabai Kalyan Bhale(EP), Mangalabai Kalyan Bhale(EP)	18-07-2011	18-08-2017
4	RCA/100011/2012	Jameelabee Shaikh Gani Vs Banobee Nawab Ghodke	Sugrabee Papa Ghodke(ER)	04-01-2012	23-08-2017
5	RCA/100245/1998	Bhagwan Sham Pawar Vs Gopabai Vitthal Pawar	Kachru Baji Rao Pawar(ER), Ganpat Rama Pawar(ER), Vitthal Khaisu Jadhav(EP), Mhasu Kondiba Jadhav(EP)	27-11-1998	04-09-2017
6	RCA/100008/2012	Prakash Sujan Chand Lunawant Vs Shantaram Ramdas Pawar	Swati Pravin Pawar (ER), Banubai Babar Ramdas Pawar (ER), Babu Shantaram Pawar (ER), Suni Bhikan Puse(ER), Champabai Sandu Bhagure(ER), Punabai Jawantil Sarsande(ER),	03-01-2012	30-08-2017

Figure 72: Result of Query no.7

**Query no. 8: How many 7 year old Cases are pending which are filed against women?**

### Procedure

1. Select the type radio button 'Both'
2. Select the status 'Pending'
3. Select 'Party Details'
4. Select 'Respondent'
5. Select the Gender 'Female'
6. Select the Date of filing ' Less than ' enter Date '01-08-2010'

**7. Give the report title as 'List'.**

**Figure 73: Query no.8 selection**

Sr. No.	Case No.	Petitioner Name Vs Respondent Name	Extra Parties (PR)	Date of Registration	Next Date
1	RCA/100035/2006	Mohd Yusuf Mohd Ismail Vs Karimunnisa Begum Ahmedkhan	Sharifa Khatoon Abdul Rahim(ER), Syed Naimuddin Sk. Mohiuddin(ER), Ali Mohd. Khan Ahmed Khan(ER), Larifa Khatoon Waleed Mir Khan(ER), Syed Sirajuddin Sk. Mohiuddin(ER), Ismatnussinsa Begum Sk. Mohiuddin(ER), Ismatnussinsa Begum Shaikh Mohiuddin(ER), Mukhtaq Khan Ahmed Khan(ER), Mukhtar Khan Ahmed Khan(ER), Fayaz Khan Ahmed Khan(ER), Aij Khan Ahmed Khan(ER), Zafar Khan Ahmed Khan(ER)	24-01-2006	24-08-2017
2	RCA/100245/1998	Bhagwan Shami Pawar Vs Gopabai Vitthal Pawar	Ganpat Rama Pawar(ER), Kachnu Bajirao Pawar(ER)	27-11-1998	04-09-2017

**Figure 74: Result of Query no.8**

**Query no. 9: How many 4 Year Old Criminal Cases Registered Under Indian Penal Code, Section 302 are Pending?**

**Procedure**

- 1. Select the type radio button 'Criminal'**
- 2. Select the status 'Pending'**
- 3. Select Act 'Indian Penal Code'**
- 4. Select Section '302'**
- 5. Select Date of Filing 'Less than' enter date '01-08-2013'**

**6. Give the report title as 'List'.**

**Figure 75: Query no.9 selection**

Sr. No.	Case No.	Petitioner Name Vs Respondent Name	Date of Registration	Next Date
1	Sessions Case/100005/2012	The State of Maharashtra Vs Santosh Uttam Padul	05-01-2012	21-09-2017
2	Sessions Case/100004/2013	The State of Maharashtra Vs Rameshwar Sahebrao Jangale and Oth	04-01-2013	01-09-2017
3	Sessions Case/100018/2010	State of Maharashtra Vs Thagnabai Fakirchand Dudhe	15-01-2010	23-08-2017
4	Sessions Case/100019/2012	The State of Maharashtra Vs Chhaya Vikki Khaja Jadhav	11-01-2012	28-08-2017
5	Sessions Case/100032/2008	Chandrakant Sanduji Hivrale Vs Dayaram P Bhoite	24-01-2008	17-08-2017
6	Sessions Case/100023/2011	The State of Maharashtra Vs Santosh Mitharam Rathod	18-01-2011	28-08-2017
7	Sessions Case/100012/2013	The State of Maharashtra Vs Kailas Fulsing Kakanwal and Oth	15-01-2013	24-08-2017
8	Sessions Case/100029/2013	The State of Maharashtra Vs Arjun Damodhar Sable and Oth	21-01-2013	18-08-2017
9	Sessions Case/100040/2011	The State of Maharashtra Vs Ajinkhan Ajjikhan	27-01-2011	23-08-2017
10	Sessions Case/100035/2013	The State of Maharashtra Vs Anna Yadavrao Devkar	28-01-2013	06-09-2017

**Figure 76: Result of Query no.9**

**Query no. 10: How many Criminal Cases Registered Under Indian Penal Code, Section 302, Where, accused is women are pending?**

**Procedure**

1. Select the type radio button 'Criminal'
2. Select the status 'Pending'
3. Select Act 'Indian Penal Code'
4. Select 'Party Details'
5. Select 'Respondent'

6. Select Gender 'Female'

7. Give the report title as 'List'.

Figure 77: Query no.10 selection

Sr. No.	Case No.	Petitioner Name Vs Respondent Name	Extra Parties (PR)	Date of Registration	Next Date
1	Sessions Case/100005/2012	The State of Maharashtra Vs Santosh Uttam Padul	Padmabai Kalash Ghumare(ER)	05-01-2012	21-09-2017
2	Sessions Case/100023/2011	The State of Maharashtra Vs Santosh Miharam Rathod	Shobhabai Miharam Rathod(ER)	19-01-2011	28-08-2017
3	Sessions Case/14/2016	State of Maharashtra Vs Rajendra Kisanprasad Doot	Devkabi Kisanprasad Doot(ER)	20-01-2016	07-09-2017
4	Sessions Case/100020/2013	The State of Maharashtra Vs Arjun Damodhar Sable and Oth	Chaya Padmakar Dabhade(ER), Rupali Dinesh Pathare @ Saraswati Damodhar Sable(ER), Jijabai Damodhar Sable(ER)	21-01-2013	18-08-2017
5	Sessions Case/100065/2011	The State of Maharashtra Vs Vijay Rama Manjulkar	Laxmbai Rama Manjulkar(ER)	09-02-2011	16-08-2017
6	Sessions Case/43/2016	State of Maharashtra Vs Ajnath Devrao Bansode	Achal Suresh Dondge(ER)	10-02-2016	23-08-2017
7	Sessions Case/100069/2012	The State of Maharashtra Vs Shaikh Wajid Gabbar Shaikh Mahemud	Saeeda Begum Shaikh Miya(ER)	18-02-2012	29-08-2017
8	Sessions Case/100053/2015	State of Maharashtra Vs Sayed Kayyum Sayed Munir	Latifa Begum Sayyad Munir(ER)	17-02-2015	23-08-2017
9	Sessions Case/100060/2014	State of Maharashtra Vs Shaikh Yusuf Sk Osman	Saliyabegum Shaikh Osman(ER)	26-02-2014	26-09-2017
10	Sessions Case/100060/2014	State of Maharashtra Vs Rau Vitthal	Rekha Janardhan Shinde(ER), Alka Hari Thote(ER)	26-02-2014	26-09-2017

Figure 78: Result of Query no.10

**Query no. 11: How many Sessions Cases are disposed in last 1 year (2016) , where Nature of Disposal is 'Acquitted'?**

**Procedure**

1. Select the type radio button 'Criminal'
2. Select the Case type 'Sessions Case'
3. Select Status 'Disposed'
4. Select Disposal Type 'Acquitted'

5. Select Date of Decision 'Between' enter From Date '01-08-2016' enter To Date '30-07-2017'

6. Give the report title as 'List'.

Figure 79: Query no.11 selection

Sr. No.	Case No.	Petitioner Name Vs Respondent Name	Date of Decision	Nature of Disposal
1	Sessions Case/100129/2013	The State of Maharashtra Vs Dilip Devchand Kakas	26-08-2016	ACQUITTED
2	Sessions Case/100002/2015	State of Maharashtra Vs Sunil Hiranam Dhrupe	15-06-2017	ACQUITTED
3	Sessions Case/100007/2010	State of Maharashtra Vs Fazal Sikander Patel	10-08-2016	ACQUITTED
4	Sessions Case/100011/2014	State of Maharashtra Vs Sandeep Kashinath Bhadait	01-12-2016	ACQUITTED
5	Sessions Case/100126/2013	The State of Maharashtra Vs Uttam Vinayak Chavan	29-08-2016	ACQUITTED
6	Sessions Case/100012/2010	State of Maharashtra Vs Mohd Mohsin Mohd Anis	29-06-2017	ACQUITTED
7	Sessions Case/100006/2012	The State of Maharashtra Vs Ashok Subhash Daund	24-07-2017	ACQUITTED
8	Sessions Case/100007/2012	The State of Maharashtra Vs Sandip Pannalal Mahule	24-02-2017	ACQUITTED
9	Sessions Case/100017/2014	State of Maharashtra Vs Vitthal Bhimrao Bhosale	23-11-2016	ACQUITTED
10	Sessions Case/100015/2015	State of Maharashtra Vs Shaikh Anwar Shaikh Dadamiya	25-10-2016	ACQUITTED

Figure 80: Result of Query no.11

**Query no. 12: How many Civil Cases filed by Senior Women Citizen were Disposed in the year 2016?**

**Procedure**

1. Select the type radio button 'Civil'
2. Select Status 'Disposed'
3. Select Party Details

4. Select 'Petitioner'

5. Select Gender 'Female', select Age 'greater than' enter '60'

6. Select Date of Decision 'Between' enter From Date '01-01-2016' enter To Date '31-12-2016'

7. Give the report title as 'List'.

The screenshot shows the 'Query Builder' interface in the eCourtIS system. The title bar indicates 'DISTRICT AND SESSIONS COURT AURANGABAD, SHRI R.V. DESHMUKH'. The interface includes a search bar and a 'Query Builder' section with the following options:

- Type:  Civil  Criminal  Both
- Case Type: Select
- Status:  Pending  Disposal  Both
- Disposal Type: Select
- Court Name: Select
- Lower Court Name: Select
- Act: Select
- Advocate: [Text Field]
- Party Details:  Petitioner  Respondent  Both
- Party Name: [Text Field]
- Gender:  Male  Female  Other
- District: Select
- Town: Select
- Taluka: Select
- Date of Filing: Select
- Date of Registration: Select
- Date of Decision: Between
- Report Title: List
- Organisation Details:
- Religion/Caste: Select
- Age: Greater Than 60  Current Age
- Ward: Select
- Village: Select
- From Date: [Text Field]
- From Date: [Text Field]
- From Date: 01-01-2016 To Date: 31-12-2016
- Submit button

Figure 81 : Query no.12 selection

The screenshot shows the 'Result of Query no.12' in the eCourtIS system. The title bar indicates 'DISTRICT AND SESSIONS COURT AURANGABAD, SHRI R.V. DESHMUKH'. The interface includes a search bar and a 'Back' button. The results are displayed in a table with the following columns:

Sr. No.	Case No.	Petitioner Name Vs Respondent Name	Extra Parties (PIR)	Date of Registration	Date of Decision
1	MACP/100270/2013	Gayabai Ramchandra Bhivane Vs State of Maharashtra	Kondabai Kachru Bhivane(EP)	09-04-2013	11-01-2016
2	Civil MA/10009/2014	Mangal Sakharam Kakde Vs State of Maharashtra	Kaduba Natha Kakde(EP)	10-01-2014	20-04-2016
3	LRMA/3/2016	Rakha Ramrao Borde Vs State of Maharashtra	Ramrao Namdeo Borde(EP)	16-02-2016	18-02-2016
4	MACP/100051/2014	Sahebrao Puttaj Farkade Vs Divisional Manager United India Insurance Com Ltd Aurangabad	Asha Sudam Nalawade(EP)	23-01-2014	28-12-2016
5	Civil MA/12/2016	Chanchalabai Shivchand Surana Vs Shantilal Chandmal Saklecha Died L/R		13-01-2016	02-02-2016
6	RCA/100032/2015	Mohd Moizul Hasan Abdul Aziz Vs Seema Quazi Mohd Ismail	Zubedabegum SK. Badruddin(EP)	16-01-2015	28-07-2016
7	MACP/100058/2015	Minhaj Begum Zaker Khan Vs ICICI Lombard General Insu Co Ltd	Mansab Khan Wahed Khan(EP)	02-02-2015	08-06-2016
8	MCA/100021/2015	Prayagabai Jagannath Dhiwal Vs Sulochana Raghunath Dhiwal	Ranjana Raghunath Dhiwal(EP), Kantabai Madhukar Shahan(EP), Dnyaneshwar Jagannath Dhiwal(EP)	15-01-2015	02-08-2016
9	RCA/60/2016	Sarsabai Dada Kusekar Vs State of Maharashtra		09-02-2016	30-07-2016

Figure 82: Result of Query no.12

**Query no. 13: How many Criminal Cases were disposed by District & Sessions Judge No. 5, in the year 2016.**

### Procedure

1. Select the type radio button 'Criminal'

2. Select Status 'Disposed'
3. Select Court Name 'District and Sessions Judge No. 5'
4. Select Party Details
5. Select 'Petitioner'
6. Select Date of Decision 'Between' enter From Date '01-01-2016' enter To Date '31-12-2016'
7. Give the report title as 'List'.

The screenshot shows the 'Query Builder' interface in the eCourtIS system. The following filters are applied:

- Type:  Civil  Criminal  Both
- Case Type: Select
- Status:  Pending  Disposal  Both
- Disposal Type: Select
- Court Name: 5-District Judge-5 and Addl. Sessions Judge
- Lower Court Name: Select
- Act: Select
- Police Station: Select
- Advocate: [Empty field]
- Party Details:
- Date of Filing: Select
- Date of Registration: Select
- Date of Decision: Between
- From Date: 01-01-2016
- To Date: 31-12-2016
- \*Report Title: List
- Report Fields:  Act Section  Nature  Advocate  Date of Registration  Date of Decision  Nature of Disposal  Police Station/Fir

Figure 83 : Query no.13 selection

The screenshot shows the 'Result of Query no.13' in the eCourtIS system. The table displays 386 records. The columns are: Sr. No., Case No., Petitioner Name Vs Respondent Name, Date of Decision, and Nature of Disposal.

Sr. No.	Case No.	Petitioner Name Vs Respondent Name	Date of Decision	Nature of Disposal
371	CriBail Appn/102187/2015	Bharat Shiram Pathane Vs State of Maharashtra	01-01-2016	JUDGMENT
12	Sessions Case/100007/2008	State of Maharashtra Vs Sk Jameer Sik Gan	02-01-2016	JUDGMENT
377	CriBail Appn/102247/2015	Balu Vishwanath Kudal Vs State of Maharashtra	02-01-2016	JUDGMENT
84	Spl Case MSED/100021/2009	State of Maharashtra Vs Sk Saleem Sik Sherkha	02-01-2016	COMPROMISE BEFORE EVIDENCE
378	CriBail Appn/102251/2015	Motraj Bhajnu Rathod Vs State of Maharashtra	05-01-2016	JUDGMENT
380	CriBail Appn/15/2016	Hatti @ Amlal Ganesh Thange Vs State of Maharashtra	05-01-2016	JUDGMENT
381	CriBail Appn/5/2016	Bandaru Ashok Kumar Venkata Narayan Bandaru Vs State of Maharashtra	06-01-2016	JUDGMENT
150	CriMA/100108/2014	Sachin Anna Kusalkar Vs State of Maharashtra	06-01-2016	DISPOSED OF OTHERWISE
289	CriAppeal/100250/2010	Prakash Shankar Sonawane Vs The State of Maharashtra	07-01-2016	JUDGMENT
279	CriAppeal/100129/2010	Pushpabai Kishanrao Dhogane Vs	08-01-2016	JUDGMENT

Figure 84 : Result of Query no.13

**Query no. 14: How many Cases, filed by Women, and disposed by District & Sessions Judge No. 5, in the year 2016.**

**Procedure**



1. Select the type radio button 'Criminal'
2. Select Status 'Disposed'
3. Select Court Name 'District and Sessions Judge No.5'
4. Select Party Details
5. Select 'Petitioner, Select Gender 'Female'
6. Select Date of Decision 'Between' enter From Date '01-01-2016' enter To Date '31-12-2016'
7. Give the report title as 'List'.

The screenshot shows the 'Query Builder' interface in the eCourtIS system. The 'Type' is set to 'Both', 'Status' to 'Disposed', and 'Date of Decision' to 'Between' with dates '01-01-2016' to '31-12-2016'. The 'Report Title' is 'List'. The 'Report Fields' section includes 'Act Section', 'Nature', 'Advocate', 'Date of Registration', 'Date of Decision', 'Nature of Disposal', and 'Police Station/Fir'.

Figure 85 : Query no.14 selection

The screenshot shows the result of Query no.14, displaying a table with 5 records. The table has columns for Sr. No., Case No., Petitioner Name Vs Respondent Name, Extra Parties (P/R), Date of Registration, Date of Decision, and Nature of Disposal.

Sr. No.	Case No.	Petitioner Name Vs Respondent Name	Extra Parties (P/R)	Date of Registration	Date of Decision	Nature of Disposal
1	PWDVA Appeal/1/2016	Haji Sarwar Khan Haji Rashid Khan Vs Fajana Arjum Molsam Khan	Haji Jamil Begum Haji Sarwar Khan(EP)	02-01-2016	07-04-2016	JUDGMENT
2	MACP/100055/2014	Laxmibai Hari @ Hanikisan Zalte Vs Mukund Kisan Bhadre	Archana Hari @ Hanikisan Zalte(EP), Bhausaheb Hari @ Hanikisan Zalte(EP), Chandrabhagabai Punjaba Zalte(EP)	04-02-2014	01-01-2016	LOKADALAT
3	MACP/100063/2015	Sumitra Ramesh Mule Vs Shaikh Kadu Sk Budan	Pooja Ramesh Mule(EP), Krishan Ramesh Mule(EP), Akangsha Ramesh Mule(EP)	12-02-2015	14-03-2016	JUDGMENT
4	ChMA/100016/2004	Vimalbai Vs Gorakh	Rukhiya Begum Mansab Khan(EP), Zafar Khan Zaker Khan(EP), Wahed Khan Zaker	08-01-2004	07-04-2016	DISPOSED OF OTHERWISE
5	MACP/100058/2015	Minhaj Begum Zaker Khan Vs ICICI Lombard General	Wahed Khan Zaker	02-02-2015	08-06-2016	JUDGMENT

Figure 86 : Result of Query no.14

**Query no. 15: How many cases which are more than 10 Years old, and are disposed in the year 2016?**

## Procedure

1. Select the type radio button 'Both'
2. Select Status 'Disposed'
3. Select Date of Filing 'Less than' From Date '31-12-2006'
4. Select Party Details
5. Select Date of Decision 'Between' enter From Date '01-01-2016' enter To Date '31-12-2016'
6. Give the report title as 'List'.

The screenshot shows the 'Query Builder' interface in the eCourtIS system. The user is logged in as 'supuser' on 23-08-2017. The interface is for the 'DISTRICT AND SESSIONS COURT AURANGABAD, SHRI R.V. DESHMUKH'. The 'Query Builder' section is active, showing various filters:
 

- Type:  Civil  Criminal  Both
- Case Type: Select
- Status:  Pending  Disposal  Both
- Disposal Type: Select
- Court Name: Select
- Lower Court Name: Select
- Police Station: Select
- Act: Select
- Advocate: [Text Field]
- Party Details:
- Date of Filing: Less Than
- From Date: 31-12-2006
- Date of Registration: Select
- From Date: [Text Field]
- Date of Decision: Between
- From Date: 01-01-2016
- To Date: 31-12-2016
- \*Report Title: List of Cases

 A 'Submit' button is visible at the bottom right of the form.

Figure 87 : Query no.15 selection

The screenshot shows the 'Result of Query no.15' in the eCourtIS system. The interface displays a 'List of Cases' with a total of 17 records. The table shows the following data:

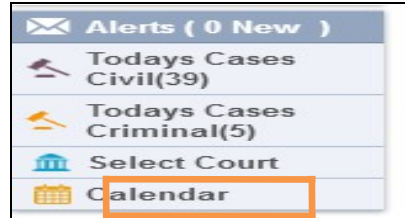
Sr. No.	Case No.	Petitioner Name Vs Respondent Name	Date of Registration	Date of Decision
1	SplCase ACB/100024/2004	The State Vs Narayan	06-12-2004	19-11-2016
2	RCA/100538/2000	Sushila Vs Sharadchandra	27-11-2000	06-10-2016
3	SplCase ACB/100019/2003	The State Vs Nandkishor	16-09-2003	27-01-2016
4	CrIMA/100016/2004	Vimalbai Vs Gorakh	08-01-2004	07-04-2016
5	MACP/100123/2005	Vijay Kankate Vs Murlidhar Garbade	18-03-2005	15-03-2016
6	RCA/100038/2006	Faizal Mamtani Vs Ms Lanba Cold Storage Agro Products PvtLtd	27-01-2006	15-03-2016
7	MACP Dkt/100066/2002	SmtVidya Vs Manjitrao	28-03-2002	01-10-2016
8	MACP Dkt/100078/2002	Darbar Soap Factory Vs Sangram	20-04-2002	05-10-2016
9	MACP Dkt/100073/2002	Safyabegum Vs Shaikh Iqbal	06-04-2002	30-08-2016
10	Sessions Case/100142/2002	The State Vs Aprukabai Suryabhan Chavan	12-06-2002	07-01-2016

The interface also shows 'Showing 1 to 10 of 17 entries' and navigation buttons for 'Previous' and 'Next'.

Figure 88 : Result of Query no.15

## 8. Calendar

The calendar displays the total number of **listed Civil** and **Criminal** cases for each working day on the calendar.






### Procedure

1. Click the **Calendar** shortcut menu.
2. The system will display the **Calendar** with the total number of **Civil** and **Criminal** cases listed for each day.



Figure 89 : Calendar

3. The current date (today's date) is displayed in yellow colour and the holidays are displayed in red colour.
4. By default, the system will display the calendar for the current month. You can view the calendar for all months.
5. Click  arrow button to view the calendar for the next month.
6. Click  arrow button to view the calendar for the previous month.
7. Click  button to view the calendar for the current month.

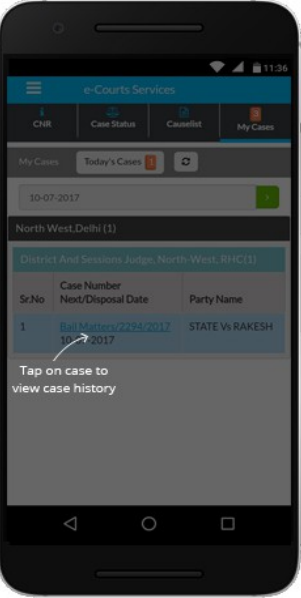


## 9. eCourts Mobile App : - Introduction

The eCourts Services Mobile application, which is available in both Android and iOS versions provides facility in the form of My Cases to create the portfolio of the Cases and track the cases in live mode. Judicial Management can make use of this Mobile App to track the pendency. For example Judge can save top 200 pending cases in the Mobile App and can track and focus on the Cases. The App prompts the Judge that out of 200 saved cases, 4 are listed today in the morning itself. The reminder will assist the Judge to focus in these 4 Cases when all the matters are heard in the court.

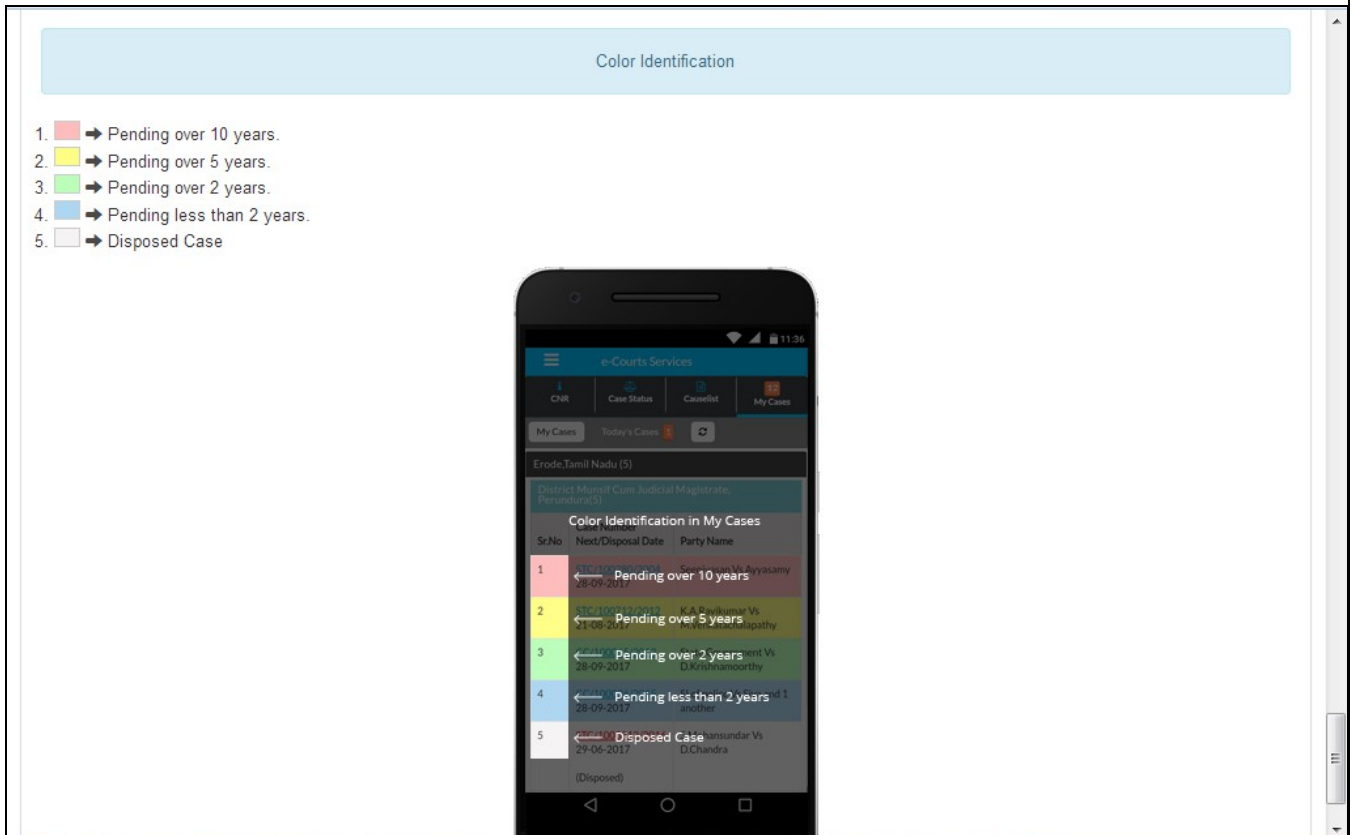
### 9.1 Todays Cases

Todays Cases

1. Tap on Today's Cases button to view todays cases.
2. Select date from calendar and tap on the adjacent search button.



### 9.2 Colour Identification



The Mobile App Can be downloaded from google play store from the for Android Mobiles from following URL.

<https://play.google.com/store/apps/details?id=in.gov.ecourts.eCourtsServices>

And for iOS from following URL

<https://appsto.re/in/yv-jlb.i>

The detailed help on how to use the Mobile App is also available on following URL.

<http://services.ecourts.gov.in/App/apphelp.html>

## INDEX

**Admin**..... 37, 40, 43, 46, 48, 51, 54

<b>Case Proceeding</b>	
<b>Green</b> .....	30
<b>orange</b> .....	30
<b>Case Proceedings</b>	
<b>Arguments</b> .....	30
<b>red</b> .....	30
rejection.....	28
<b>transactions</b> .....	28
Daily Proceedings	
court user.....	28
exhibits.....	28
record.....	28
<b>Home Page</b> .....	14
Bar Code.....	24
Case Type Wise Pie Chart.....	25
dashboard.....	14
<b>Disposal</b> .....	15
hearing.....	24
identification.....	26
Pending.....	25
Pie Chart.....	25
Result set.....	14
tenure.....	27
<b>Today's Cases</b> .....	14
<b>undated Cases</b> .....	15
<b>Presentee tab</b> .....	36
attendance.....	36
completed.....	36
exhibits.....	36
stage.....	35
<b>Proceeding tab</b>	
<b>Next Date</b> .....	31
Proceedings tab	
Adjournment.....	35
Business.....	32
exhibits.....	33
scheduled cases.....	31
Short Orders.....	33
<b>Units</b> .....	37, 40, 43, 46, 48, 51, 54